



2017-2018 IUPUI JAGUARS BASKETBALL

IUPUI

SCHEDULE/RESULTS (6-11, 3-3 HORIZON)

Date	Opponent	Result/Time
Nov. 3	# Carroll Univ.	W, 65-56
Nov. 11	at Bradley	L, 53-68
Nov. 13	Anderson	W, 75-43
Nov. 17	at Eastern Illinois	L, 79-80
Nov. 21	Morehead State	W, 67-61
Nov. 28	at Western Illinois	L, 77-90
Dec. 2	at Ball State	L, 64-83
Dec. 6	SIUE	L, 81-82
Dec. 10	at No. 21/21 Purdue	L, 61-86
Dec. 16	at Washington State	L, 59-72
Dec. 18	at No. 12/12 Gonzaga	L, 71-101
Dec. 22	IU Kokomo	W, 87-76
Dec. 28	*at Northern Kentucky	L, 59-77
Dec. 30	*at Wright State	L, 52-60
Jan. 2	*at Green Bay	W, 67-63
Jan. 4	*UIC	L, 65-70
Jan. 10	*Milwaukee	W, 72-71
Jan. 12	*Green Bay	W, 67-61
Jan. 16	*Detroit Mercy	7:00 pm
Jan. 18	*at Cleveland State	7:00 pm
Jan. 20	*at Youngstown State	7:00 pm
Jan. 27	*at UIC	4:00 pm
Feb. 2	*at Detroit Mercy	7:00 pm
Feb. 4	*at Oakland	12:00 pm
Feb. 8	*Cleveland State	7:00 pm
Feb. 10	*Youngstown State	1:00 pm
Feb. 16	*at Milwaukee	8:00 pm
Feb. 19	*Oakland	7:00 pm
Feb. 23	*Wright State	11:00 am
Feb. 25	*Northern Kentucky	1:00 pm
Mar. 2	HL Tourney (1st rd)	tba
Mar. 3	HL Tourney (2nd rd)	tba
Mar. 4	HL Tourney (3rd rd)	tba
Mar. 5	HL Semifinals	tba
Mar. 6	HL Championship	tba

denotes exhibition
* denotes Horizon League games
& denotes Horizon League Tournament games

MEDIA COVERAGE

TV: ESPN3
Video Stream: ESPN3
Audio: none
Live Stats: IUPUIJags.com
Twitter: @IUPUIJags / @IUPUIMensBball

MBB CONTACT

Ed Holdaway - IUPUI Assistant AD
Email: eholdawa@iupui.edu
Twitter: @EdHoldaway
Cell: 317-908-2645

'03 NCAA TOURNAMENT, 2010 CBI

IUPUI (6-11, 3-3 HL) vs. DETROIT MERCY (6-13, 2-4 HL)

Tuesday, January 16, 2018 • 7:00 p.m. • Indianapolis, Ind. • Indiana Farmers Coliseum (6,800)



STAT BREAKDOWN

IUPUI (6-11, 3-3)	Detroit Mercy (6-13, 2-4)
68.0	PPG 82.3
73.2	Opp. PPG 87.4
41.8%	FG% 44.4%
48.6%	Opp. FG% 47.2%
33.3 (-1.2)	RPG (Margin) 37.5 (-1.7)
33.2%	3FG% 35.4%
65.8%	FT% 74.3%
13.9 (+1.5)	TO/G (Margin) 14.5 (-1.2)
265	RPI 272

SERIES BREAKDOWN

Overall:	0-0
Gardner vs. Detroit:	0-0
in Detroit:	0-0
in Indianapolis:	0-0
neutral:	0-0
Last Meeting:	first-ever meeting
Outcome:	n/a
Streak:	n/a
Quick Notes:	

THE JAGUARS



PROBABLE STARTERS (based on last game)

No.	Name	Yr.	Pos.	Ht.	Hometown	PPG	RPG	APG	FG%	3FG%	FT%
10	Nick Rogers	So.	G	6-1	Indianapolis, Ind.	4.9	1.8	3.4	.282	.267	.640
22	D.J. McCall	Jr.	G	6-6	Fort Wayne, Ind.	6.1	4.4	1.8	.459	.333	.464
25	Ron Patterson	Sr.	G	6-2	Indianapolis, Ind.	11.0	2.9	1.9	.418	.358	.917
24	Evan Hall	Jr.	F	6-7	Hindman, Ky.	7.6	5.2	0.6	.441	---	.315
45	Aaron Brennan	Sr.	F	6-6	Noblesville, Ind.	12.4	4.2	1.8	.440	.254	.814

OFF THE BENCH

0	Jaylen Minnett	Fr.	G	6-1	Terre Haute, Ind.	7.3	1.2	1.4	.398	.406	.833
1	T.J. Henderson	Jr.	G	6-0	Indianapolis, Ind.	10.1	2.6	1.9	.387	.329	.796
12	Chad Hudson	So.	G	5-11	Jeffersonville, Ind.	1.5	0.2	0.3	.400	.000	.714
31	Maurice Kirby	Gr.	F	6-9	Chandler, Ariz.	5.4	4.4	0.5	.528	---	.556
32	Elyjah Goss	R-Fr.	F	6-7	Bolingbrook, Ill.	3.9	3.5	0.4	.387	.300	.889
35	Noah Thomas	So.	F/C	6-9	Lafayette, Ind.	2.0	2.0	0.0	1.000	---	1.000
40	Evan Borgman	R-Fr.	F	6-9	Batesville, Ind.	1.3	0.8	0.0	.400	.000	1.000

QUICK HITTERS

- IUPUI will cap the season's longest homestand on Tuesday night (Jan. 16) when the Jaguars host Detroit Mercy at the Coliseum. The game marks the fourth of four straight home games over a 12-day span and is the first-ever meeting between the two schools. IUPUI is currently 2-1 on the homestand.
- The Jags have won three of their past four games after beating Milwaukee at the buzzer on Wednesday night, 72-71, and following with a six-point win over Green Bay on Friday. The win over Green Bay gave the Jaguars' a season sweep of the Phoenix.
- In six league games, senior **Aaron Brennan** (13.3 ppg) is IUPUI's lone double-digit scorer while the Jaguars next six leading scorers are separated by a slim margin. **Ron Patterson** (9.8), **T.J. Henderson** (7.8), **Nick Rogers** (7.0), **Evan Hall** (7.0), **Jaylen Minnett** (6.5) and **D.J. McCall** (6.2) make up that group.
- A win tonight would get IUPUI over .500 in league play for the first time since closing the 2015-16 campaign at 9-7. IUPUI never got above .500 in league play last year, although the Jaguars were 3-3 to open Summit League play.
- Aaron Brennan** is the lone IUPUI player to have started all 17 games this season. Gardner has used six different combinations with eight different players having made at least one start. However, IUPUI has used the group of Brennan, **Evan Hall**, **Nick Rogers**, **D.J. McCall** and **Ron Patterson** the past 10 games.
- IUPUI has opened the season 2-2 in all four years since Gardner took over and never gotten back to .500 at any point in the seasons. All four years, the Jags have begun at 2-2 and dropped the fifth and sixth games of the season.
- IUPUI made the move to the Horizon League in the offseason after spending 19 years at the Division I level as a member of The Summit League. The Jaguars were picked to finish tenth in the league according to the preseason polls and no member of the Jaguars' roster earned preseason plaudits.
- The Jaguars graduated their top three players from a season ago in seniors **Darell Combs** (16.8 ppg, 63 3's), **Matt O'Leary** (13.9 ppg, 6.1 rpg, 68 3's) and **Kellon Thomas** (9.5 ppg, 90 FT%). All three started all 32 games last season and Combs (Italy) and O'Leary (Spain) signed to play overseas this season.

2017-2018 ROSTER

NUMERIC ROSTER

##	Name	Pos.	Ht.	Wt.	Yr.	Hometown/High School (Previous)
0	Jaylen Minnett	G	6-1	180	Fr.	Terre Haute, Ind./Terre Haute South
1	T.J. Henderson	G	6-0	160	Jr.	Indianapolis, Ind./Scecina
5	Camron Justice #	G	6-3	180	Jr.	Hindman, Ky./Knott County Central (Vanderbilt)
10	Nick Rogers	G	6-1	170	So.	Indianapolis, Ind./Traders Point Academy (Toledo)
12	Chad Hudson	G	5-11	175	So.	Jeffersonville, Ind./Jeffersonville / Don Bosco Prep
15	Ahmed Ismail #	C	7-1	260	Sr.	Cairo, Egypt/Nakhas Zagazig (Manhattan)
22	D.J. McCall	G	6-6	190	Jr.	Fort Wayne, Ind./Concordia Lutheran
24	Evan Hall	F	6-7	200	Jr.	Hindman, Ky./Knott County Central
25	Ron Patterson	G	6-2	200	Sr.	Indianapolis, Ind./Broad Ripple (Syracuse)
31	Maurice Kirby	F	6-9	240	Gr.	Chandler, Ariz./Basha (Loyola [Ill.])
32	Elyjah Goss	F	6-7	190	R-Fr.	Bolingbrook, Ill./Plainfield East
35	Noah Thomas	F/C	6-9	235	So.	Lafayette, Ind./Bridgton [Maine] Academy
40	Evan Borgman	F	6-9	205	R-Fr.	Batesville, Ind./Jac-Cen-Del
45	Aaron Brennan	F	6-6	225	Sr.	Noblesville, Ind./Guerin Catholic

will sit out the 2017-18 season as a Division I transfer; ^ expected to redshirt the 2017-18 season

COACHING STAFF

Head Coach:	Jason Gardner
Alma Mater:	Arizona, '11
Career Record:	(43-69; 4th season)
IUPUI Record:	(43-69; 4th season)
Conference Record:	(25-29; 4th season)
Associate Head Coach:	Matt Crenshaw
Alma Mater:	IUPUI, '04
Assistant Coach:	Roy Hairston
Alma Mater:	Purdue, '97
Assistant Coach:	Matt Bringman
Alma Mater:	Palm Beach Atlantic, '06
Senior Advisor:	Andy Fagan
Alma Mater:	Indiana, '01
Strength Coach:	Jason Quarles
Alma Mater:	IUPUI, '12

PRONUNCIATION GUIDE

Jaylen MINNETT	(min- NET)
ELYJAH Goss	(uh-lye- JUH)

RADIO / TV ROSTER



#0 - JAYLEN MINNETT
6-1 // Fr. // G
Terre Haute, Ind.



#1 - T.J. HENDERSON
6-0 // So. // G
Indianapolis, Ind.




#10 - NICK ROGERS
6-1 // So. // G
Indianapolis, Ind.



#12 - CHAD HUDSON
5-11 // So. // G
Jeffersonville, Ind.



#22 - D.J. McCALL
6-6 // Jr. // G
Fort Wayne, Ind.



#24 - EVAN HALL
6-7 // Jr. // F
Hindman, Ky.




#25 - RON PATTERSON
6-2 // Sr. // G
Indianapolis, Ind.



#31 - MAURICE KIRBY
6-9 // Gr. // F
Chandler, Ariz.




#32 - ELYJAH GOSS
6-7 // R-Fr. // F
Bolingbrook, Ill.



#35 - NOAH THOMAS
6-9 // So. // F/C
Lafayette, Ind.



#40 - EVAN BORGMAN
6-9 // R-Fr. // F
Batesville, Ind.



#45 - AARON BRENNAN
6-6 // Sr. // F
Noblesville, Ind.

CAREER DOUBLE-DIGIT PERFORMANCES/STARTS

Double-Digit Scoring Games

Name	Season	Career
Brennan	8	26
Goss	1	1
Hall	7	20
Henderson	10	23
Kirby	2	2
McCall	2	9
Minnett	4	4
Patterson	9	27
Rogers	1	1

20+ Point Scoring Games

Name	Season	Career
Brennan	3	3
Hall	0	1
McCall	1	2

Double-Digit Reb. Games

Name	Season	Career
Brennan	1	2
Goss	1	1
Hall	2	5
McCall	0	3

Double-Doubles

Name	Season	Career
Brennan	1	2
Hall	1	3

Games Started

Name	Season	Career
Brennan	17	59
Hall	16	50
Henderson	5	7
Kirby	1	1
McCall	14	51
Minnett	4	4
Patterson	16	26
Rogers	12	12

POLLS					HORIZON LEAGUE				
ASSOCIATED PRESS			COACHES		HORIZON LEAGUE STANDINGS			IUPUI IN HORIZON LEAGUE STATS	
Week 11 (Jan. 15)			Week 11 (Jan. 15)		through Jan. 15			as of Jan. 15 [denotes NCAA ranking]	
Rank	Team (1st)		Rank	Team (1st)	Team	Overall (Pct.)	HL (Pct.)	Category	HL [Nat Rk.] Stat
1	Villanova (63)		1	Villanova (31)	Wright State	14-5 (.737)	6-0 (1.000)	Scoring	10th 68.0 ppg
2	Virginia (1)		2	Virginia	Northern Kentucky	12-6 (.667)	5-0 (.833)	Scoring Defense.....	5th 73.2 ppg
3	Purdue (1)		3	Purdue (1)	Oakland	12-8 (.600)	4-3 (.571)	Scoring Margin.....	8th -5.2 ppg
4	Oklahoma		4	Wichita State	UIC	8-11 (.421)	3-3 (.500)	Free Throw %	9th 65.8%
5	Duke		5	Duke	IUPUI.....	6-11 (.353)	3-3 (.400)	Field Goal %	10th 41.8%
6	West Virginia		6	Oklahoma	Youngstown State.....	5-14 (.263)	3-3 (.500)	Field Goal % Def	9th 48.6%
7	Wichita State		7	West Virginia	Green Bay	8-13 (.381)	3-5 (.375)	3Pt Field Goal %	6th 33.2%
8	Texas Tech		8	Texas Tech	Detroit Mercy	6-13 (.316)	2-4 (.333)	3Pt Field Goal % Def....	7th 36.9%
9	Michigan State		9	Michigan State	Milwaukee.....	9-11 (.450)	2-5 (.286)	Rebounding Offense ...	9th 33.3 rpg
10	Kansas		10	Kansas	Cleveland State.....	4-15 (.211)	1-5 (.167)	Rebounding Defense ...	t-2nd..... 34.4 rpg
11	Xavier		11	Cincinnati	UPCOMING SCHEDULE				
12	Cincinnati		12	Xavier	Date	Game	Time	Rebounding Margin	8th -1.1 rpg
13	Gonzaga		13	Gonzaga	1/16	Detroit Mercy at IUPUI	7pm	Blocked Shots	t-5th..... 3.4 bpg
14	Arizona		14	North Carolina	1/18	UIC at Youngstown St.	7pm	Assists	t-6th 13.2 apg
15	North Carolina		14	Arizona State		IUPUI at Cleveland St.	7pm	Steals	6th 7.0 spg
16	Arizona State		16	Kentucky		Wright St. at Green Bay	8pm	Turnover Margin.....	4th [98th] +1.5/game
17	Auburn		17	Arizona		Northern Ky. at Milwaukee	8pm	Assist/TO Ratio	t-6th 0.95 a/to
18	Kentucky		18	Clemson	1/20	Northern Ky. at Green Bay	1pm	Offensive Rebounds....	2nd [58th]..... 12.2 rpg
19	Seton Hall		19	Seton Hall		UIC at Cleveland St.	3:30pm	Defensive Rebounds....	10th 21.1 rpg
20	Clemson		20	Auburn		Oakland at Detroit Mercy	4pm	3Pt Field Goals Made...	8th 7.2/game
21	Tennessee		21	Tennessee		IUPUI at Youngstown St.	7pm	Home Attendance.....	10th 894/game
22	Ohio State		22	Ohio State		Wright St. at Milwaukee	8pm	Player Horizon [Nat'l Rk.]	Stat
23	Michigan		23	Miami	1/25	Youngstown St. at Milwaukee	8pm	Aaron Brennan	
24	TCU		24	Michigan		Cleveland St. at Green Bay	8pm	FT Percentage	10th 81.4%
25	Miami		25	TCU	1/26	Detroit Mercy at Wright St.	7pm	Blocked Shots	t-10th 0.8 bpg
MID-MAJOR TOP 25						Oakland at Northern Ky.	9pm	Scoring	t-18th 12.4 ppg
January 15					1/27	Youngstown St. at Green Bay	1pm	Evan Hall	
Rk	Team (1st)	Record	Pts.	Prev.	Conf.		2pm	Off. Reb.	t-4th 2.3 rpg
1.	Gonzaga (27)	16-3	771	1	West Coast	1/28	Detroit Mercy at Northern Ky.	Rebounding	16th 5.2 rpg
2.	Saint Mary's (4)	17-2	748	2	West Coast		Oakland at Wright St.		
3.	New Mexico State	15-3	682	3	Western Athletic	1/29	UIC at Milwaukee		
4.	Louisiana	15-3	670	4	Sun Belt	2/1	Wright St. at Cleveland St.		
5.	ETSU	14-4	605	5	Southern		Northern Ky. at Youngstown St.		
6.	South Dakota State	16-5	595	7	Summit	2/2	IUPUI at Detroit Mercy		
7.	BYU	15-4	577	8	West Coast		Green Bay at Milwaukee		
8.	Furman	13-5	490	6	Southern		UIC at Oakland		
9.	Loyola Chicago	14-4	487	12	Missouri Valley				
10.	Stephen F. Austin	15-3	423	11	Southland				
11.	South Dakota	15-5	417	14	Summit				
12.	Missouri State	14-5	389	9	Missouri Valley				
13.	Wofford	12-5	350	17	Southern				
14.	Georgia Southern	14-5	346	22	Sun Belt				
15.	Charleston	12-6	297	10	Colonial				
16.	Vermont	13-5	256	21	America East				
17.	Towson	13-6	254	13	Colonial				
18.	UC Santa Barbara	12-5	215	15	Big West				
19.	Buffalo	12-5	188	25	Mid-American				
20.	UNC Greensboro	12-5	182	18	Southern				
21.	Albany	14-5	169	23	America East				
22.	San Diego	13-5	130	19	West Coast				
23.	Murray State	13-4	98	20	Ohio Valley				
24.	Montana	13-5	87	NR	Big Sky				
25.	Wright State	13-5	74	NR	Horizon				

LAST TIME OUT

IUPUI is riding a two-game winning streak after defeating Green Bay 67-61 last week at the Coliseum. Senior **Ron Patterson** led the way with 16 points and five boards and senior **Aaron Brennan** registered his second career double-double (15 points, 11 rebounds) in the victory. Junior **Evan Hall** added six points and 10 rebounds as well.

IUPUI shot just 37.7 percent from the floor, but held Green Bay to 36 percent shooting and 4-of-16 (25 percent) from three-point range.

STARTER NOTES

In the early portion of the non-league slate, head coach **Jason Gardner** continued to tweak the Jaguars' starting five, using six different quintets. For the year, senior **Aaron Brennan** is the lone Jag to have started all 17 games and **Ron Patterson** and **Evan Hall** have each started 16 times. Eight different players have at least one start this season.

That said, the group of Brennan, Patterson, Hall, **D.J. McCall** and **Nick Rogers** have started IUPUI's last 10 games (4-6).

BENCH NOTES

As a result of the shuffling lineups, the IUPUI bench has been especially strong, averaging 24.1 points per game, including a season-high 42 on two different occasions. The past four years, the IUPUI bench has outscored opponents in 74 of 112 (66.1 percent) of its games.

BENCH NOTES, PART II

IUPUI's top scorer has been a reserve six times this season. Four different players have contributed to those six occasions.

Patterson (1): at Ball State (14 pts)
Kirby (1): at Purdue (16 pts)
Minnett (1): at Wright State (11 pts)
Henderson (3): at Gonzaga (18 pts), IUK (19 pts), at GB (13 pts)

CHECK THE PERCENTAGES

In IUPUI's six wins, the Jags have shot 45.2 percent from the field and held foes to 39.4 percent overall and 26.1 percent from deep.

In the Jaguars' 11 losses, IUPUI has shot just 40.0 percent overall and allowed opponents to shoot a staggering 53.9 percent from the field and 43.1 percent from beyond the arc.

IN LEAGUE PLAY...

IUPUI has defended the three well in Horizon League play, yielding just 28.4 percent from deep in six games. On the flip side, IUPUI is shooting 35.4 percent from deep in league play, led by **Jaylen Minnett** (44 percent - 11-of-25).

IUPUI has made more threes than their opponents in each of the six league games thus far.

THEFT ALERT

Junior **D.J. McCall** is currently tied atop the Horizon League players (63rd nationally) with 1.9 steals per game. After not collecting a steal in the season's opening two games, McCall has 31 steals in 14 games (2.21 spg).

By comparison, McCall had just 22 steals *all of last season*.

NEW NIGHT, NEW SCORER

It's seemingly been a new leading scorer every night for the Jaguars this season as six different players have been the team's top scorer. Junior **T.J. Henderson** has a team-high 10 double-digit scoring games and **Ron Patterson** is next in line with nine. **Aaron Brennan**, the team's top scorer, has eight double-digit scoring games.

SNAPPED AT 13

Senior **Ron Patterson** opened the year in 13 straight games to start the season - his longest stretch of his college career. His longest streak last season was 10 straight games from Jan. 5-Feb. 8.

DEFENDING THE TREY

The Jaguars struggled to defend the three-point line during the non-league schedule, yielding 38 percent. Below are some instances of the Jaguars' woes, both individually and collectively:

at Bradley (57.1%) - Nate Kennell (5-of-9)
at EIU (45.0%) - Terrell Lewis (7-of-9)
at WIU (58.8%) - Kobe Webster (5-of-7)
vs. SIUE (68.8%)

TOUGH THREE

IUPUI endured arguably the toughest three-game stretch in program history with road games at No. 21 Purdue (L, 61-86), at Washington State (L, 59-72) and at No. 12 Gonzaga (L, 71-101). The losses at Purdue and Gonzaga dropped IUPUI to 0-17 all-time against nationally ranked foes.

In the non-conference slate, IUPUI had the nation's 50th toughest schedule (hardest in the Horizon League) according to KenPom.com.

FIVE KEY NUMBERS

Below are five key numbers from the Jaguars' win over Green Bay.

21: Combined rebounds for **Aaron Brennan** (11) and **Evan Hall** (10) as the Jaguars outrebounded the Phoenix, 46-38

37.7%: IUPUI shot just 37.7 percent from the floor, marking the lowest shooting percentage the Jags put up in a win under Gardner

17: Offensive rebounds grabbed by the Jaguars, including Hall's five caroms

9: All nine players who played on Friday, scored for the Jaguars

29.6%: IUPUI limited Green Bay to just 29.6 percent in the first half

O-FOR-RANKED

IUPUI has never defeated a ranked opponent, going 0-17 versus the ranked in the program's Division I era. Below is a listing of those 17 results, 12 of which were true road games.

The Jaguars' average margin of defeat is 21.2 points per game in the 17 total losses:

12/13/99 at #2 Arizona L, 41-70
12/15/01 vs. #20 Ball State L, 81-103
3/21/03 vs. #2 Kentucky L, 64-95 // NCAA - Nashville, TN
12/13/03 at #25 Dayton L, 59-61
12/18/04 at #18 Louisville L, 60-80
11/10/07 at #11 Marquette L, 68-78
12/14/08 vs. #20 Arizona St. L, 58-59 (ot) Phoenix, Ariz.
11/14/10 at #12 Gonzaga L, 56-86
11/21/10 vs. #25 San Diego State L, 46-61 Oxford, Ohio
12/9/10 at #2 Ohio State L, 64-75
12/22/10 vs. #7 San Diego State L, 54-56 Las Vegas, Nev.
12/7/11 at #5 Louisville L, 60-90
11/12/12 at #5 Michigan L, 54-91
12/7/15 at #11 Purdue L, 53-80
12/28/15 at #9 Butler L, 54-92
12/10/17 at #21 Purdue L, 61-86
12/18/17 at #12 Gonzaga L, 71-101

AT THE HORN

Winning games at the horn has been a staple of head coach **Jason Gardner's** squads. Since Gardner took over, IUPUI has won five games in the closing seconds, including three as time expired:

P.J. Boutte 15' floater at the horn vs. Ball State (71-69 / Nov. 22, 2014)
Marcellus Barksdale layup at the horn at IPFW (84-82 / Jan. 23, 2016)
Jordan Pickett wing 3 with :02 vs. NDSU (73-72 / Jan. 31, 2016)
Darell Combs wing J with :01.5 vs. SDSU (85-83 / Jan. 18, 2017)
Evan Hall layup at the horn vs. Milwaukee (72-71 / Jan. 10, 2018)

FRESH STARTS

In the season opener at Bradley, true freshman **Jaylen Minnett** became the first IUPUI true rookie to start his debut since **Alex Young** did so against Northeastern in 2008.

Minnett had five points, two boards and an assist in his IUPUI debut.

JAGS LOCK UP RAVENS

While head coach **Jason Gardner** has preached defense in the preseason, the win over Anderson was especially impressive in that IUPUI held the Ravens to just 43 points. The 43 were the fewest by a foe since Gardner took over the program and just the second time an IUPUI opponent tallied less than 50 in the Gardner-era (49 vs. Denver on Jan. 10, 2015).

The 43 points allowed was the lowest total by an IUPUI opponent since holding Western Illinois to 42 on Feb. 6, 2010.

CUPBOARD CHECK

IUPUI brings back seven returners from last season, five of whom saw meaningful minutes. Below is a rundown of the Jaguars' top statistical returners, along with

SERIES HISTORY

DETROIT (0-0)

Date Loc Score W/L

first-ever meeting

EVAN ON THE GLASS

Junior **Evan Hall** is averaging 8.4 rpg over the past five games, including a pair of 10-rebound efforts during that span.

MAKE SHOTS, WIN GAMES

The most telling number of outcomes of games under head coach **Jason Gardner** has simply been field goal percentages.

IUPUI is 39-8 (.830) in games in which the Jaguars have shot a better percentage than opponents and just 4-61 (.062) when being outshot.

The Jan. 10 Milwaukee win is the only time this season IUPUI has been outshot and won the game.

GETTING LOOKS

Two areas where IUPUI has excelled this season are offensive rebounding (59th nationally - 12.1 rpg) and forcing turnovers (68th nationally - 15.4 to/g).

Because of those numbers, IUPUI has *attempted* 119 more shots than their foes for the year, good for 7.0 shot attempts per game.

GRADE CHECK

Ten members of the IUPUI basketball team earned at least a 3.0 grade point average during the fall semester - **Evan Borgman**, **Aaron Brennan**, **Elyjah Goss**, **Evan Hall**, **T.J. Henderson**, **Chad Hudson**, **Ahmed Ismail**, **Maurice Kirby**, **D.J. McCall** and **Noah Thomas**.

LEAGUE OPENERS

Head coach **Jason Gardner** is now 3-1 in league openers, having won all three of his Summit League openers before losing his Horizon League opener at NKU on Thursday.

1/4/15 - at Fort Wayne (63-58)
1/1/16 - at South Dakota (77-66)
12/31/16 - Western Illinois (89-71)
12/28/17 - at Northern Kentucky (59-77)

AVOIDING 0-3

With the win at Green Bay, IUPUI avoided the program's first 0-3 start to league play since the 2013-14 season. That year, IUPUI opened Summit League play 0-9 in head coach **Todd Howard's** final season.

NEWS, NOTES & STORYLINES (CONT.)

some key numbers.

Stat (% Returning): Top Returners

Scoring (45.8%): Patterson (9.3), Brennan (8.4)

Rebounding (56.9%): Hall (5.2), McCall (5.0)

Assists (45.3%): Patterson (6.4), Henderson (5.2)

Minutes (50.2%): Patterson (23.7), McCall (21.2)

FGM (47.3%): Patterson (107), Brennan (102)

3FGM (43.4%): Patterson (62), Henderson (30)

FTM (34.3%): McCall (45), Brennan (39)

Blocks (69.0%): Hall (24), Patterson (13)

Steals (60.4%): Patterson (44), Henderson (32)

FULL STRENGTH

The Nov. 21 Morehead State game was the first time all season the Jags were at full strength. **Evan Hall**, **D.J. McCall** and **Nick Rogers** all missed time in the season's first three games.

GRADS

The IUPUI roster boasts three graduates this season as **Maurice Kirby** completed his degree at Loyola (Ill.) and is pursuing his master's in sports journalism. In addition, junior guard **D.J. McCall** completed his undergraduate work in three years and is now pursuing his master's degree at IUPUI. **Aaron Brennan** completed his degree requirements during the recently finished fall semester.

TRENDING

When head coach **Jason Gardner** took over the IUPUI program prior to the 2014-15 season, he knew it was going to be a lengthy rebuild. The Jags were on the heels of back-to-back 6-26 seasons and 300+ RPI finishes. As expected, Gardner has had IUPUI steadily rising since his takeover:

	Record	RPI	Final Sagarin
2012-13:	6-26	329	332
2013-14:	6-26	322	332
2014-15:	10-21	257	278
2015-16:	13-19	191	226
2016-17:	14-18	217	202

SIXTH OLDEST

Unofficially, senior swingman **Ron Patterson** is the sixth-oldest player in all of college basketball this season and will turn 25 on Jan. 24 of this season. Here is a quick rundown of those older than him going into the season with their ages as of Nov. 10, 2017:

Josh Boutte (Sam Houston St.): 25 years, 307 days

Gibson Johnson (Hawaii'i): 25 years, 273 days

Zach Nelson (Utah Valley): 25 years, 143 days

Isaac Neilson (Utah Valley): 24 years, 352 days

Kyle Brown (Cornell): 24 years, 345 days

Ron Patterson (IUPUI): 24 years, 296 days

HOOSIER MADE

IUPUI has the second-most Indiana-natives of any team in the country with nine, trailing only Ball State. Of the nine Indiana natives, four are from the Indianapolis-area in **Aaron Brennan**, **T.J. Henderson**, **Ron Patterson** and **Nick Rogers**.

NEW LEAGUE, OLD RIVALS

Although IUPUI will be in year one of Horizon League play, that doesn't mean there won't be some recognizable foes in league play.

The most recognizable will be longtime Mid-Con/Summit foe Oakland University, which IUPUI played 36 times between 1998 and 2013 as league foes. Oakland leads the all-time series 25-16, which includes five meetings in the mid-/late 70's.

Another former league foe in the Horizon League is Youngstown State, which IUPUI played six times from 1999-2001 before the Penguins moved leagues. YSU is 8-1 all-time against IUPUI, which includes three meetings from the mid-/late 70's.

Another familiar face is Wright State head coach Scott Nagy, who was the longtime leader of the South Dakota State program before taking over the Raiders a couple seasons ago. While at the helm of the SDSU program, Nagy was 13-7 against the Jaguars.

BRING 'EM ON

IUPUI added a new assistant coach in the offseason as **Matt Bringman** joined the Jaguars' staff, replacing Scott Gillespie. Bringman came to IUPUI from South Plains (Texas) College where he helped the Texans to a 2-year record of 53-11 and 28-4 in conference play. South Plains was 3rd at 2017 NJCAA National Championships in Hutchinson, Kan.

Bringman helped a number of players on to Division I opportunities, including Jordan Brangers (Western Kentucky), Raquan Mitchell (Colorado State), Shawntrez Davis (Nevada) and Josh Webster (Texas Tech).

OVERSEAS ADVENTURES

IUPUI's top two players from a season ago - seniors **Darell Combs** and **Matt O'Leary** - are both continuing their playing careers overseas this winter.

Combs inked a deal in early September to play for the Roseto Sharks in Italy's second division. Combs had an NBA workout with the Washington Wizards before ultimately seeking employment overseas.

O'Leary signed in late July to continue his career with Penas Huesca in the LEB Gold - Spain. LEB Gold is the second division in Spain and known as one of the top leagues in Europe.

In addition, former Jaguars **Alex Young** and **Robert Glenn** are also continuing to play overseas.

ON THE SIDELINES

IUPUI has two Division I-transfers sitting out this season in senior center **Ahmed Ismail** (Manhattan) and junior guard **Camron Justice** (Vanderbilt).

Ismail has one season remaining and averaged 3.9 points and 4.8 rebounds per game as a junior at Manhattan. The 7-foot-1 native of Egypt blocked a team-high 32 shots last season and started 19 games for the Jaspers.

Justice, a high school teammates of **Evan Hall**, was the 2015 Kentucky Mr. Basketball selection and appeared in 33 games at Vanderbilt. The 6-foot-3 sharpshooter shot 38.9 percent from deep as a true freshman, averaging 3.4 points per contest for the Commodores. However, he barely played for Bryce Drew and the new coaching staff, opting to transfer to rejoin Hall.

NEW SIGNEES

IUPUI inked a pair at the start of the fall signing period, adding size in 6-foot-7 **Jack Hansen** (Noblesville, Ind./Guerin Catholic) and 6-foot-10 **Brandon Kenyon** (Caledonia, Ontario/RISE Prep).

Hansen played AAU with Team Blaze Select and was Gardner's first commitment of the 2018 class and chose IUPUI over interest from Valpo, Indiana State and Wright State. He averaged 19 points and nine rebounds per game as a junior and is among the state's top players heading into this season.

Kenyon played AAU with UPLAY Canada and excelled on the Nike EYBL circuit last summer. His UPLAY squad boasts Florida, Central Arkansas and Loyola signees while The RISE Prep program is expected to be among the best in the Ontario Scholastic Basketball Association (OSBA).

UNIVERSITY QUICK FACTS

Location	Indianapolis, Ind.
Founded	1969
Nickname	Jaguars
Colors	Red, gold & black
Enrollment	30,690
Affiliation	NCAA Division I
Conference	The Horizon League
Home Facility (Cap.)	Indiana Farmers Coliseum (6,800)
Chancellor	Dr. Nasser Paydar
Athletics Director	Dr. Roderick Perry
Website	www.IUPUIJags.com
Twitter	@IUPUIJaguars
Athletics Phone	(317) 278-5247
Mailing Address	1000 Waterway Blvd. Indianapolis, IN 46202

BASKETBALL HISTORY

First Yr. of basketball	1972
Seasons of basketball	46th
Seasons of Division I basketball	20th
Division I (1998-pres.) Record	248-266 (.481)
NCAA Appearances	1
Last NCAA Appearance	2003
Last Postseason Appearance	2010 (CBI - Second Round)

UNIVERSITY NOTES

ABOUT THE UNIVERSITY

IUPUI is a public research university located in downtown Indianapolis that is the result of a merger of the Purdue Indianapolis Extension Center (1946) and Indiana University Indianapolis (1916). The merger was completed in 1969 and athletics began in 1972.

The university offers more than 200 degree programs and boasts an enrollment over 30,000 (22,000 undergrad and 8,000 postgrad). The university also boasts an endowment of more than \$850 million.

The university is ranked among the Top 200 "National Universities" and ranked 7th for "Up and Coming Schools." U.S. News has ranked IUPUI among the nation's elite for 13 straight years.

ATHLETIC PROWESS

IUPUI was a primary beneficiary of the 1987 Pan-American Games in Indianapolis and continues to boast some world renowned facilities.

The IU Natatorium is located on the IUPUI campus and is among the best swimming & diving facilities in the world. It has hosted the U.S. Olympic Team Trials four different times and 12 NCAA National Championship meets. In addition, the 2017 World Juniors were held at IUPUI and 16 world records have been set in the Natatorium water.

Adjacent west is the Michael A. Carroll Track & Soccer Stadium which has hosted several USA Outdoor Track & Field Championships and NCAA Championships, along with the 1988 US Olympic Trials. Florence Griffith-Joyner set the 100m world record of 10.49 on the track.

In basketball circles, IUPUI is best known as the long-time host of the Nike All-American Camp, which was held on campus for two decades. The nation's top prep players and coaches from every level converged on campus for two weeks each summer in what was considered the elite college recruiting event of the year. Alum included LeBron James, Chris Webber, Allen Iverson, Kevin Garnett, Jason Kidd and Paul Pierce, among many others.

GEORGE HILL

IUPUI's best known basketball alum is current NBAer **George Hill**, who is in his tenth year in the league this season. Hill was originally drafted by the San Antonio Spurs (1st rd., 26th overall) in 2008.

He's played for the Spurs (2008-11), Indiana Pacers (2011-16), and Utah Jazz (2016-17) before signing with the Sacramento Kings this offseason. Hill has played in more than 600 games and made nearly 400 starts in his NBA career.

2017-2018 MISCELLANEOUS STATISTICS

IUPUI'S RECORD WHEN...

	'17-18 Overall	2018 HL	Under Gardner
Home:	5-2	2-1	26-16
Away:	1-9	1-2	16-49
Neutral:	0-0	0-0	1-4
Overtime:	0-0	0-0	4-6
Lead @ Halftime:	3-2	1-1	32-11
Trail @ Halftime:	2-9	1-2	8-55
Tied @ Halftime:	1-0	1-0	3-3
Leading w/ 5:00 left:	5-2	2-1	35-6
Trailing w/ 5:00 left:	0-8	0-2	3-59
Tied w/ 5:00 left:	1-1	1-0	5-4
Shooting 50% or better:	2-2	0-0	20-3
Shooting 40-50%:	3-2	2-1	21-30
Shooting less than 40%:	1-7	1-2	2-36
Shooting better % than opp.	5-1	2-0	39-8
Shooting worse % than opp.	1-10	1-3	4-61
Scoring less than 60:	0-4	0-2	3-26
Score 60-69 pts:	3-3	2-1	7-23
Score 70-79 pts:	2-3	1-0	15-14
Score 80-89 pts:	1-1	0-0	15-6
Score 90+ pts:	0-0	0-0	3-0
Opp. scores less than 60:	2-0	1-0	9-5
Opp. scores 60-69 pts:	2-2	1-1	16-14
Opp. scores 70-79 pts:	2-3	1-2	10-24
Opp. scores 80-89 pts:	0-4	0-0	8-16
Opp. scores 90+ pts:	0-2	0-0	0-10
Commit less TO than opp.	3-8	1-3	22-30
Commit more TO than opp.	3-3	2-0	21-36
Commit same TO as opp.	0-0	0-0	0-3
Outrebound opponent:	4-3	2-1	27-19
Outrebounded:	1-8	1-2	14-48
Rebounding is equal:	1-0	0-0	2-2
Bench outscores opp.:	5-6	2-2	37-37
Bench is outscored:	1-4	1-1	6-27
Bench scoring is equal:	0-1	0-0	0-5
Hit more FT than opp.:	2-2	1-0	25-10
Hit less FT than opp.:	4-8	2-2	17-56
Hit same FT as opp.:	0-1	0-1	1-3
Hit more 3's than opp.:	4-4	3-3	21-25
Hit less 3's than opp.:	1-7	0-0	18-36
Hit same 3's as opp.:	1-0	0-0	4-8
Decided by 5 pts or less:	2-3	2-1	19-17
Decided by 6-10 points:	2-1	1-1	6-19
Decided by 10+ points:	2-7	0-1	18-33
In home whites:	5-2	2-1	27-16
In road blacks:	1-4	1-1	3-19
In road reds:	0-5	0-1	13-34
7 in double-digits:	0-0	0-0	1-0
6 in double-digits:	0-0	0-0	1-0
5 in double-digits:	0-0	0-0	5-3
4 in double-digits:	2-1	1-0	13-8
3 in double-digits:	1-5	0-0	11-21
2 in double-digits:	3-3	2-2	10-29
1 in double-digits:	0-2	0-1	2-6
0 in double-digits:	0-0	0-0	0-2
On Mondays:	1-1	0-0	2-8
On Tuesdays:	2-1	1-0	2-10
On Wednesdays:	1-1	1-0	7-9
On Thursdays:	0-2	0-2	3-11
On Fridays:	2-1	1-0	6-5
On Saturdays:	0-4	0-1	19-22
On Sundays:	0-1	0-0	4-5
In November:	2-3	0-0	8-17
In December:	1-7	0-2	10-22
In January:	3-1	3-1	16-13
In February:	0-0	0-0	8-14
In March:	0-0	0-0	1-3

TIMES LED

Player	TIMES LED					GAMES WITH								TOTAL	
	Pts.	Reb.	Ast.	Stl.	Blk.	10+ Pts.	20+ Pts.	10+ Reb.	3+ Ast.	3+ Blk.	3+ Stl.	3+ 3's		Dunks	Dbl-Dbls
0-Minnett	1/1	0/0	2/2	1/1	1/1	4/4	0/0	0/0	1/1	0/0	0/0	3/3		0/0	0/0
1-Henderson	2/5	1/2	4/11	3/21	1/5	10/23	0/0	0/0	6/15	0/0	2/6	1/5		0/2	0/0
10-Rogers	0/0	0/0	10/10	0/0	1/1	1/1	0/0	0/0	9/9	0/0	0/0	0/0		1/1	0/0
12-Hudson	0/0	0/0	0/0	0/0	0/0	0/0	0/0	0/0	0/0	0/0	0/0	0/0		0/0	0/0
22-McCall	2/6	3/12	5/13	9/21	1/6	2/9	1/2	0/3	4/13	0/0	5/6	1/2		7/18	0/0
24-Hall	0/2	5/17	0/1	1/6	6/23	7/20	0/1	2/5	0/3	0/3	1/1	0/0		0/10	1/3
25-Patterson	5/11	1/1	3/10	4/17	4/10	9/27	0/0	0/0	5/14	1/1	1/6	7/17		5/14	0/0
31-Kirby	1/1	2/2	0/0	0/0	1/1	2/2	0/0	0/0	0/0	0/0	0/0	0/0		2/2	0/0
32-Goss	0/0	2/2	0/0	2/2	3/3	1/1	0/0	1/1	0/0	1/1	0/0	0/0		5/5	0/0
35-Thomas	0/0	0/0	0/0	0/0	0/0	0/0	0/0	0/0	0/0	0/0	0/0	0/0		0/0	0/0
40-Borgman	0/0	0/0	0/0	0/0	0/0	0/0	0/0	0/0	0/0	0/0	0/0	0/0		1/1	0/0
45-Brennan	6/10	3/5	1/6	0/10	5/21	8/26	3/3	1/2	4/8	1/2	0/3	2/3		1/5	1/2

totals listed by season/career

SPECIALTY STATS (IUPUI/OPP)

PP = Points in the Paint; POT = Points off Turnover; 2nd = 2nd Chance Points; BP = Bench Points

Opponent	Result	PP	POT	2nd	BP	Lead	Largest Deficit	Largest Lead	Changes	Ties
# Carroll University	W, 65-56	34/20	32/4	14/15	14/15	14	5	6	4	
at Bradley	L, 53-68	18/20	13/13	14/10	5/34	3	18	3	1	
Anderson University	W, 75-43	38/18	27/12	12/5	24/11	33	-	0	0	
at Eastern Illinois	L, 79-80	42/33	11/19	9/12	4/20	7	3	9	13	
Morehead State	W, 67-61	24/30	16/12	8/6	17/8	11	-	0	1	
at Western Illinois	L, 77-90	34/32	22/11	20/3	28/26	2	28	1	1	
at Ball State	L, 64-83	28/40	15/19	6/14	40/28	1	28	2	0	
SIUE	L, 81-82	38/22	21/10	12/9	21/21	9	10	12	9	
at Purdue	L, 61-86	26/36	16/23	7/7	42/27	9	32	5	2	
at Washington State	L, 59-72	22/36	9/12	11/9	25/15	2	19	1	1	
at Gonzaga	L, 71-101	38/48	8/15	11/6	40/61	-	30	0	0	
IU Kokomo	W, 87-76	54/28	16/14	15/11	42/14	13	9	10	5	
*at Northern Kentucky	L, 59-77	26/38	15/14	13/8	18/26	9	19	1	2	
*at Wright State	L, 52-60	18/22	14/13	3/5	21/17	6	10	5	0	
*at Green Bay	W, 67-63	36/26	16/14	11/7	26/6	11	8	3	1	
*UIC	L, 65-70	36/30	24/14	6/6	20/16	13	7	1	4	
*Milwaukee	W, 72-71	20/36	15/8	14/15	16/14	6	8	8	7	
*Green Bay	W, 67-61	26/30	7/19	15/17	21/23	2	16	2	2	
*Detroit Mercy										
*at Cleveland State										
*at Youngstown State										
*at UIC										
*at Detroit Mercy										
*at Oakland										
*Cleveland State										
*Youngstown State										
*at Milwaukee										
*Oakland										
*Wright State										
*Northern Kentucky										
HL Tourney (1st rd)										
HL Tourney (2nd rd)										
HL Tourney (3rd rd)										
HL Semifinals										
HL Finals										
Season Highs		54/48	27/23	20/17	42/61	33	30	12	13	
Season Lows		18/18	7/8	3/3	4/6	-	-	-	-	
Totals		524/525	265/242	187/150	410/367	-	-	63	50	
Averages		30.8/30.9	15.6/14.2	11.0/8.8	24.1/21.6			3.7	2.9	

WIN/LOSS MARGINS

Margin	W	L
1	1	1
2		
3		1
4	1	
5		1
6	2	
7		
8		
9		
10		
11-15		3
16-20		2
21-30		2
30+	1	

2017-2018 IUPUI STATISTICS

THE STAT CREW SYSTEM IUPUI Combined Team Statistics (as of Jan 12, 2018) All games



RECORD:	OVERALL	HOME	AWAY	NEUTRAL
ALL GAMES	6-11	5-2	1-9	0-0
CONFERENCE	3-3	2-1	1-2	0-0
NON-CONFERENCE	3-8	3-1	0-7	0-0

#	Player	gp-gs	min	avg	Total		3-Point		F-Throw		Rebounds				pf	dq	a	to	blk	stl	pts	avg
					fg-fga	fg%	3fg-fga	3fg%	ft-fa	ft%	off	def	tot	avg								
45	BRENNAN, Aaron	17-17	458	26.9	80-182	.440	15-59	.254	35-43	.814	23	49	72	4.2	44	2	31	30	13	14	210	12.4
25	PATTERSON, Ron	17-16	481	28.3	69-165	.418	38-106	.358	11-12	.917	9	40	49	2.9	39	1	33	23	11	21	187	11.0
01	HENDERSON, T.J.	17-5	419	24.6	53-137	.387	23-70	.329	43-54	.796	13	32	45	2.6	30	0	33	39	3	15	172	10.1
24	HALL, Evan	16-16	338	21.1	52-118	.441	0-0	.000	17-54	.315	37	46	83	5.2	49	1	10	31	12	9	121	7.6
00	MINNETT, Jaylen	17-4	371	21.8	39-98	.398	28-69	.406	15-18	.833	8	13	21	1.2	30	0	24	24	1	9	121	7.1
22	McCALL, D.J.	16-14	420	26.3	39-85	.459	7-21	.333	13-28	.464	33	38	71	4.4	34	2	29	23	5	31	98	6.1
31	KIRBY, Maurice	17-1	277	16.3	38-72	.528	0-0	.000	15-27	.556	26	49	75	4.4	35	0	8	16	3	5	91	5.4
10	ROGERS, Nick	14-12	352	25.1	22-78	.282	8-30	.267	16-25	.640	4	21	25	1.8	30	0	47	28	1	7	68	4.9
32	GOSS, Elyjah	17-0	230	13.5	24-62	.387	3-10	.300	16-18	.889	21	38	59	3.5	25	0	7	12	7	8	67	3.9
35	THOMAS, Noah	2-0	8	4.0	1-1	1.000	0-0	.000	2-2	1.000	1	3	4	2.0	3	0	0	0	1	0	4	2.0
12	HUDSON, Chad	6-0	24	4.0	2-5	.400	0-2	.000	5-7	.714	0	1	1	0.2	7	0	2	2	0	0	9	1.5
40	BORGMAN, Evan	6-0	22	3.7	2-5	.400	0-1	.000	4-4	1.000	2	3	5	0.8	2	0	0	3	0	0	8	1.3
Team											31	25	56		1		5					
Total.....		17	3400		421-1008	.418	122-368	.332	192-292	.658	208	358	566	33.3	329	6	224	236	57	119	1156	68.0
Opponents.....		17	3400		432-889	.486	121-328	.369	259-352	.736	152	434	586	34.5	291	4	236	262	66	117	1244	73.2

TEAM STATISTICS	IUPUI	OPP	Date	Opponent	Score	Att.
SCORING	1156	1244	11/11/17	at Bradley	L 53-68	4936
Points per game	68.0	73.2	11/13/17	ANDERSON	w 75-43	1175
Scoring margin	-5.2	-	11/17/17	at Eastern Illinois	L 79-80	769
FIELD GOALS-ATT	421-1008	432-889	11/21/17	MOREHEAD STATE	w 67-61	1012
Field goal pct	.418	.486	11/28/17	at Western Illinois	L 77-90	589
3 POINT FG-ATT	122-368	121-328	12/02/17	at Ball State	L 64-83	3505
3-point FG pct	.332	.369	12/06/17	SIUE	L 81-82	809
3-pt FG made per game	7.2	7.1	12/10/17	at Purdue	L 61-86	13641
FREE THROWS-ATT	192-292	259-352	12/16/17	at Washington State	L 59-72	2240
Free throw pct	.658	.736	12/18/17	at Gonzaga	L 71-101	6000
F-Throws made per game	11.3	15.2	12/22/17	IU KOKOMO	w 87-76	615
REBOUNDS	566	586	* 12/28/17	at Northern Kentucky	L 59-77	4203
Rebounds per game	33.3	34.5	* 12/30/17	at Wright State	L 52-60	3649
Rebounding margin	-1.2	-	* 01/02/18	at Green Bay	w 67-63	1932
ASSISTS	224	236	* 01/04/18	UIC	L 65-70	815
Assists per game	13.2	13.9	* 01/10/18	MILWAUKEE	w 72-71	1002
TURNOVERS	236	262	* 01/12/18	GREEN BAY	w 67-61	827
Turnovers per game	13.9	15.4				
Turnover margin	+1.5	-				
Assist/turnover ratio	0.9	0.9				
STEALS	119	117				
Steals per game	7.0	6.9				
BLOCKS	57	66				
Blocks per game	3.4	3.9				
ATTENDANCE	6255	41464				
Home games-Avg/Game	7-894	10-4146				
Neutral site-Avg/Game	-	0-0				

* = Horizon League game

Score by Periods	1st	2nd	Totals
IUPUI	530	626	1156
Opponents	586	658	1244

2017-2018 IUPUI HORIZON LEAGUE ONLY STATISTICS

THE STAT CREW SYSTEM IUPUI Combined Team Statistics (as of Jan 12, 2018) Conference games only



RECORD:	OVERALL	HOME	AWAY	NEUTRAL
ALL GAMES	3-3	2-1	1-2	0-0
CONFERENCE	3-3	2-1	1-2	0-0
NON-CONFERENCE	0-0	0-0	0-0	0-0

#	Player	gp-gs	min	avg	Total		3-Point		F-Throw		Rebounds				pf	dq	a	to	blk	stl	pts	avg
					fg-fga	fg%	3fg-fga	3fg%	ft-fa	ft%	off	def	tot	avg								
45	BRENNAN, Aaron	6-6	176	29.3	28-64	.438	7-23	.304	17-20	.850	8	23	31	5.2	15	0	13	13	5	3	80	13.3
25	PATTERSON, Ron	6-6	163	27.2	23-56	.411	11-33	.333	2-2	1.000	3	15	18	3.0	16	1	8	9	6	8	59	9.8
01	HENDERSON, T.J.	6-0	118	19.7	16-52	.308	10-26	.385	5-6	.833	2	9	11	1.8	14	0	4	13	0	6	47	7.8
10	ROGERS, Nick	6-6	169	28.2	12-41	.293	4-14	.286	14-20	.700	2	14	16	2.7	11	0	21	11	0	3	42	7.0
24	HALL, Evan	6-6	135	22.5	16-41	.390	0-0	.000	10-27	.370	23	21	44	7.3	21	1	4	13	5	7	42	7.0
00	MINNETT, Jaylen	6-0	115	19.2	13-32	.406	11-25	.440	2-4	.500	0	4	4	0.7	10	0	8	11	0	2	39	6.5
22	McCALL, D.J.	6-6	163	27.2	14-26	.538	3-8	.375	6-13	.462	10	18	28	4.7	11	0	12	6	3	12	37	6.2
31	KIRBY, Maurice	6-0	93	15.5	11-20	.550	0-0	.000	5-12	.417	7	13	20	3.3	14	0	1	4	2	0	27	4.5
12	HUDSON, Chad	1-0	1	1.0	1-1	1.000	0-0	.000	0-0	.000	0	0	0	0.0	0	0	0	0	0	0	2	2.0
32	GOSS, Elyjah	6-0	66	11.0	2-15	.133	0-1	.000	3-3	1.000	5	7	12	2.0	7	0	0	4	4	3	7	1.2
40	BORGMAN, Evan	1-0	1	1.0	0-1	.000	0-0	.000	0-0	.000	1	0	1	1.0	0	0	0	0	0	0	0	0.0
Team											15	9	24					3				
Total.....		6	1200		136-349	.390	46-130	.354	64-107	.598	76	133	209	34.8	119	2	71	87	25	44	382	63.7
Opponents.....		6	1200		141-308	.458	27-95	.284	93-122	.762	50	160	210	35.0	106	1	74	93	22	48	402	67.0

TEAM STATISTICS	IUPUI	OPP
SCORING	382	402
Points per game	63.7	67.0
Scoring margin	-3.3	-
FIELD GOALS-ATT	136-349	141-308
Field goal pct	.390	.458
3 POINT FG-ATT	46-130	27-95
3-point FG pct	.354	.284
3-pt FG made per game	7.7	4.5
FREE THROWS-ATT	64-107	93-122
Free throw pct	.598	.762
F-Throws made per game	10.7	15.5
REBOUNDS	209	210
Rebounds per game	34.8	35.0
Rebounding margin	-0.2	-
ASSISTS	71	74
Assists per game	11.8	12.3
TURNOVERS	87	93
Turnovers per game	14.5	15.5
Turnover margin	+1.0	-
Assist/turnover ratio	0.8	0.8
STEALS	44	48
Steals per game	7.3	8.0
BLOCKS	25	22
Blocks per game	4.2	3.7
ATTENDANCE	2644	9784
Home games-Avg/Game	3-881	3-3261
Neutral site-Avg/Game	-	0-0

Date	Opponent		Score	Att.
* 12/28/17	at Northern Kentucky	L	59-77	4203
* 12/30/17	at Wright State	L	52-60	3649
* 01/02/18	at Green Bay	W	67-63	1932
* 01/04/18	UIC	L	65-70	815
* 01/10/18	MILWAUKEE	W	72-71	1002
* 01/12/18	GREEN BAY	W	67-61	827

* = Horizon League game

Score by Periods	1st	2nd	Totals
IUPUI	182	200	382
Opponents	184	218	402

2017-2018 STATISTICAL SPLITS

Wins (6 total)

#	Player	gp-gs	min	avg	Total		3-Point		F-Throw		Rebounds				pf	dq	a	to	blk	stl	pts	avg
					fg-fga	fg%	3fg-fga	3fg%	ft-fa	ft%	off	def	tot	avg								
45	BRENNAN, Aaron	6-6	169	28.2	33-68	.485	7-22	.318	16-21	.762	11	25	36	6.0	14	0	15	14	4	5	89	14.8
25	PATTERSON, Ron	6-6	171	28.5	24-51	.471	13-35	.371	6-6	1.000	3	18	21	3.5	18	1	14	11	5	8	67	11.2
01	HENDERSON, T.J.	6-2	137	22.8	22-44	.500	11-23	.478	11-14	.786	4	16	20	3.3	10	0	9	15	3	4	66	11.0
24	HALL, Evan	5-5	109	21.8	16-39	.410	0-0	.000	7-21	.333	17	17	34	6.8	16	1	3	12	6	5	39	7.8
00	MINNETT, Jaylen	6-1	129	21.5	15-35	.429	10-24	.417	3-4	.750	0	5	5	0.8	10	0	10	8	1	3	43	7.2
22	McCALL, D.J.	6-5	157	26.2	14-27	.519	2-5	.400	6-15	.400	7	16	23	3.8	12	0	18	9	3	14	36	6.0
31	KIRBY, Maurice	6-1	98	16.3	14-26	.538	0-0	.000	5-9	.556	8	22	30	5.0	13	0	1	5	3	2	33	5.5
10	ROGERS, Nick	5-4	123	24.6	9-33	.273	2-9	.222	6-11	.545	2	10	12	2.4	10	0	16	7	0	3	26	5.2
35	THOMAS, Noah	1-0	6	6.0	1-1	1.000	0-0	.000	2-2	1.000	1	3	4	4.0	3	0	0	0	1	0	4	4.0
32	GOSS, Elijah	6-0	74	12.3	6-16	.375	0-0	.000	9-11	.818	8	18	26	4.3	11	0	2	3	4	0	21	3.5
40	BORGMAN, Evan	2-0	14	7.0	2-4	.500	0-1	.000	2-2	1.000	1	2	3	1.5	2	0	0	3	0	0	6	3.0
12	HUDSON, Chad	2-0	13	6.5	0-1	.000	0-1	.000	5-6	.833	0	0	0	0.0	2	0	1	2	0	0	5	2.5
Team											9	9	18					2				
Total.....		6	1200		156-345	.452	45-120	.375	78-122	.639	71	161	232	38.7	121	2	89	91	30	44	435	72.5
Opponents.....		6	1200		129-327	.394	31-119	.261	86-127	.677	62	144	206	34.3	115	1	59	96	20	43	375	62.5

Losses (11 total)

#	Player	gp-gs	min	avg	Total		3-Point		F-Throw		Rebounds				pf	dq	a	to	blk	stl	pts	avg
					fg-fga	fg%	3fg-fga	3fg%	ft-fa	ft%	off	def	tot	avg								
45	BRENNAN, Aaron	11-11	289	26.3	47-114	.412	8-37	.216	19-22	.864	12	24	36	3.3	30	2	16	16	9	9	121	11.0
25	PATTERSON, Ron	11-10	310	28.2	45-114	.395	25-71	.352	5-6	.833	6	22	28	2.5	21	0	19	12	6	13	120	10.9
01	HENDERSON, T.J.	11-3	282	25.6	31-93	.333	12-47	.255	32-40	.800	9	16	25	2.3	20	0	24	24	0	11	106	9.6
24	HALL, Evan	11-11	229	20.8	36-79	.456	0-0	.000	10-33	.303	20	29	49	4.5	33	0	7	19	6	4	82	7.5
00	MINNETT, Jaylen	11-3	242	22.0	24-63	.381	18-45	.400	12-14	.857	8	8	16	1.5	20	0	14	16	0	6	78	7.1
22	McCALL, D.J.	10-9	263	26.3	25-58	.431	5-16	.313	7-13	.538	26	22	48	4.8	22	2	11	14	2	17	62	6.2
31	KIRBY, Maurice	11-0	179	16.3	24-46	.522	0-0	.000	10-18	.556	18	27	45	4.1	22	0	7	11	0	3	58	5.3
10	ROGERS, Nick	9-8	229	25.4	13-45	.289	6-21	.286	10-14	.714	2	11	13	1.4	20	0	31	21	1	4	42	4.7
32	GOSS, Elijah	11-0	156	14.2	18-46	.391	3-10	.300	7-7	1.000	13	20	33	3.0	14	0	5	9	3	8	46	4.2
12	HUDSON, Chad	4-0	11	2.8	2-4	.500	0-1	.000	0-1	.000	0	1	1	0.3	5	0	1	0	0	0	4	1.0
40	BORGMAN, Evan	4-0	8	2.0	0-1	.000	0-0	.000	2-2	1.000	1	1	2	0.5	0	0	0	0	0	0	2	0.5
35	THOMAS, Noah	1-0	2	2.0	0-0	.000	0-0	.000	0-0	.000	0	0	0	0.0	0	0	0	0	0	0	0	0.0
Team											22	16	38		1			3				
Total.....		11	2200		265-663	.400	77-248	.310	114-170	.671	137	197	334	30.4	208	4	135	145	27	75	721	65.5
Opponents.....		11	2200		303-562	.539	90-209	.431	173-225	.769	90	290	380	34.5	176	3	177	166	46	74	869	79.0

Home (5-2)

#	Player	gp-gs	min	avg	Total		3-Point		F-Throw		Rebounds				pf	dq	a	to	blk	stl	pts	avg
					fg-fga	fg%	3fg-fga	3fg%	ft-fa	ft%	off	def	tot	avg								
45	BRENNAN, Aaron	7-7	210	30.0	44-91	.484	10-30	.333	23-29	.793	14	30	44	6.3	16	0	18	14	8	8	121	17.3
25	PATTERSON, Ron	7-7	204	29.1	29-67	.433	15-45	.333	6-6	1.000	5	15	20	2.9	18	0	15	12	10	9	79	11.3
01	HENDERSON, T.J.	7-2	168	24.0	22-56	.393	10-31	.323	17-22	.773	5	16	21	3.0	11	0	13	15	3	7	71	10.1
24	HALL, Evan	6-6	136	22.7	22-49	.449	0-0	.000	7-24	.292	16	19	35	5.8	21	1	4	9	6	6	51	8.5
00	MINNETT, Jaylen	7-1	132	18.9	15-30	.500	9-22	.409	4-5	.800	0	4	4	0.6	13	0	11	10	1	2	43	6.1
31	KIRBY, Maurice	7-1	108	15.4	18-29	.621	0-0	.000	5-11	.455	8	25	33	4.7	14	0	3	8	3	2	41	5.9
22	McCALL, D.J.	7-6	187	26.7	17-32	.531	2-4	.500	5-14	.357	10	16	26	3.7	17	1	19	10	4	15	41	5.9
10	ROGERS, Nick	6-5	151	25.2	8-28	.286	2-10	.200	11-17	.647	2	10	12	2.0	13	0	24	9	0	3	29	4.8
35	THOMAS, Noah	1-0	6	6.0	1-1	1.000	0-0	.000	2-2	1.000	1	3	4	4.0	3	0	0	0	1	0	4	4.0
32	GOSS, Elijah	7-0	71	10.1	7-17	.412	0-0	.000	9-11	.818	8	17	25	3.6	13	0	2	2	4	1	23	3.3
40	BORGMAN, Evan	2-0	14	7.0	2-4	.500	0-1	.000	2-2	1.000	1	2	3	1.5	2	0	0	3	0	0	6	3.0
12	HUDSON, Chad	2-0	13	6.5	0-1	.000	0-1	.000	5-6	.833	0	0	0	0.0	2	0	1	2	0	0	5	2.5
Team											15	10	25					4				
Total.....		7	1400		185-405	.457	48-144	.333	96-149	.644	85	167	252	36.0	143	2	110	98	40	53	514	73.4
Opponents.....		7	1400		159-371	.429	43-127	.339	103-153	.673	74	162	236	33.7	141	2	71	114	27	41	464	66.3

Road (1-9)

Road (1-9)		Total				3-Point		F-Throw		Rebounds												
#	Player	gp-gs	min	avg	fg-fga	fg%	3fg-fga	3fg%	ft-fa	ft%	off	def	tot	avg	pf	dq	a	to	blk	stl	pts	avg
25	PATTERSON, Ron	10-9	277	27.7	40-98	.408	23-61	.377	5-6	.833	4	25	29	2.9	21	1	18	11	1	12	108	10.8
01	HENDERSON, T.J.	10-3	251	25.1	31-81	.383	13-39	.333	26-32	.813	8	16	24	2.4	19	0	20	24	0	8	101	10.1
45	BRENNAN, Aaron	10-10	248	24.8	36-91	.396	5-29	.172	12-14	.857	9	19	28	2.8	28	2	13	16	5	6	89	8.9
00	MINNETT, Jaylen	10-3	239	23.9	24-68	.353	19-47	.404	11-13	.846	8	9	17	1.7	17	0	13	14	0	7	78	7.8
24	HALL, Evan	10-10	202	20.2	30-69	.435	0-0	.000	10-30	.333	21	27	48	4.8	28	0	6	22	6	3	70	7.0
22	McCALL, D.J.	9-8	233	25.9	22-53	.415	5-17	.294	8-14	.571	23	22	45	5.0	17	1	10	13	1	16	57	6.3
31	KIRBY, Maurice	10-0	169	16.9	20-43	.465	0-0	.000	10-16	.625	18	24	42	4.2	21	0	5	8	0	3	50	5.0
10	ROGERS, Nick	8-7	201	25.1	14-50	.280	6-20	.300	5-8	.625	2	11	13	1.6	17	0	23	19	1	4	39	4.9
32	GOSS, Elijah	10-0	159	15.9	17-45	.378	3-10	.300	7-7	1.000	13	21	34	3.4	12	0	5	10	3	7	44	4.4
12	HUDSON, Chad	4-0	11	2.8	2-4	.500	0-1	.000	0-1	.000	0	1	1	0.3	5	0	1	0	0	0	4	1.0
40	BORGMAN, Evan	4-0	8	2.0	0-1	.000	0-0	.000	2-2	1.000	1	1	2	0.5	0	0	0	0	0	0	2	0.5
35	THOMAS, Noah	1-0	2	2.0	0-0	.000	0-0	.000	0-0	.000	0	0	0	0.0	0	0	0	0	0	0	0	0.0
Team											16	15	31		1			1				
Total.....		10	2000		236-603	.391	74-224	.330	96-143	.671	123	191	314	31.4	186	4	114	138	17	66	642	64.2
Opponents.....		10	2000		273-518	.527	78-201	.388	156-199	.784	78	272	350	35.0	150	2	165	148	39	76	780	78.0

2017-2018 INDIVIDUAL SUPERLATIVES

	<i>IUPUI</i>	<i>Opponent</i>
Points	25 - three times	27 - four times
Field Goals Made	12 - Aaron Brennan at E. Illinois (11/17/17)	11 - twice
Field Goals Attempted	20 - D.J. McCall at W. Illinois (11/28/17)	17 - twice
Highest FG Pct. (min. 5 made)	.714 (5-7) - T.J. Henderson at Green Bay (1/2/18)	1.000 (5-5) - Trey Moses at Ball State (12/2/17)
3-Pt Field Goals Made	5 - Ron Patterson at Washington St. (12/16/17)	7 - Terrell Lewis at E. Illinois (11/17/17)
3-Pt Field Goals Attempted	13 - Ron Patterson at Washington St. (12/16/17)	9 - twice
3-Pt FG Pct. (min. 3 made)	.600 (3-5) - four times	1.000 (3-3) - David McFarland vs. SIUE (12/6/17)
Free Throws Made	8 - T.J. Henderson vs. Morehead State (11/21/17)	10 - Killian Tillie at Gonzaga (12/18/17)
Free Throws Attempted	10 - T.J. Henderson vs. Morehead State (11/21/17)	13 - Jajuan Starks at E. Illinois (11/17/17)
Free Throw Pct. (min. 5 made)	.875 (7-8) - T.J. Henderson at Gonzaga (12/18/17)	1.000 (10-10) - Killian Tillie at Gonzaga (12/18/17)
Offensive Rebounds	7 - twice	5 - Manny Patterson vs. Green Bay (1/12/18)
Defensive Rebounds	8 - twice	13 - twice
Total Rebounds	12 - Elyjah Goss vs. Anderson (11/13/17)	14 - Johnathan Williams at Gonzaga (12/18/17)
Assists	6 - twice	9 - Eddie Miles vs. IU Kokomo (12/22/17)
Turnovers	4 - nine times	8 - Justin Mitchell at Wright State (12/30/17)
Blocked Shots	3 - three times	5 - Brandon Gilbeck at W. Illinois (11/28/17)
Steals	4 - three times	4 - Justin Mitchell at Wright State (12/30/17)
Minutes Played (regulation game)	38 - twice	40 - twice
Minutes Played (OT game)		

2017-2018 COMPARISON STATISTICS

Opponent	1st	2nd	Score	Mar	Total FG	FG Pct	3-Pointers	3FG Pct	Free Throws	FT Pct	Rebounds	Assist	T/Over	Block	Steal	Fouls
Bradley	19/28	34/40	53-68	(15)	15-53/25-56	.283/.446	6-20/12-21	.300/.571	17-20/6-12	.850/.500	35/39 (4)	8/20	12/14	1/3	6/4	17/20
ANDERSON	41/21	34/22	75-43	+32	29-56/13-51	.518/.255	6-18/4-24	.333/.167	11-14/13-24	.786/.542	41/32 +9	17/6	19/23	9/4	9/8	21/17
Eastern Illinois	41/38	38/42	79-80	(1)	34-57/24-47	.596/.511	8-17/9-20	.471/.450	3-7/23-31	.429/.742	29/26 +3	19/12	15/10	0/1	5/8	20/13
MOREHEAD STATE	32/25	35/36	67-61	+6	20-45/22-51	.444/.431	5-16/5-20	.313/.250	22-32/12-18	.688/.667	31/31 -	13/7	14/18	2/4	5/4	22/25
Western Illinois	24/48	53/42	77-90	(13)	29-73/29-48	.397/.604	9-30/10-17	.300/.588	10-18/22-26	.556/.846	34/37 (3)	14/14	10/17	2/8	8/3	21/14
Ball State	23/41	41/42	64-83	(19)	22-58/31-58	.379/.534	7-21/10-28	.333/.357	13-15/11-17	.867/.647	30/36 (6)	11/19	18/15	1/4	10/7	18/15
SIUE	41/42	40/40	81-82	(1)	30-60/27-47	.500/.574	6-23/11-16	.261/.688	15-26/17-25	.577/.680	31/30 +1	21/13	10/16	9/4	8/3	20/25
Purdue	31/40	30/46	61-86	(25)	23-54/31-57	.426/.544	7-21/8-26	.333/.308	8-11/16-17	.727/.941	26/30 (4)	10/20	18/13	1/3	7/11	18/11
Washington State	30/36	29/36	59-72	(13)	24-71/28-51	.338/.549	10-31/8-20	.323/.400	1-2/8-9	.500/.889	33/37 (4)	11/20	9/14	3/8	6/6	12/8
Gonzaga	31/47	40/54	71-101	(30)	25-64/34-50	.391/.680	5-22/8-18	.227/.444	16-21/25-29	.762/.862	24/38 (14)	9/16	10/17	0/2	4/7	23/20
IU KOKOMO	35/36	52/40	87-76	+11	34-68/27-65	.500/.415	7-19/9-23	.368/.391	12-19/13-22	.632/.591	43/40 +3	20/15	14/12	4/3	7/8	18/17
Northern Kentucky	22/31	37/46	59-77	(18)	21-62/31-54	.339/.574	8-21/6-15	.381/.400	9-13/9-12	.692/.750	31/38 (7)	10/18	12/13	3/7	7/8	16/15
Wright State	19/26	33/34	52-60	(8)	18-51/22-51	.353/.431	7-23/6-19	.304/.316	9-15/10-13	.600/.769	29/38 (9)	9/13	17/20	2/1	5/10	15/13
Green Bay	33/33	34/30	67-63	+4	25-60/18-46	.417/.391	7-18/1-17	.389/.059	10-21/26-33	.476/.788	43/31 +12	13/13	17/15	4/2	8/12	26/21
UIC	41/34	24/36	65-70	(5)	24-60/21-43	.400/.488	4-19/2-9	.211/.222	13-22/26-34	.591/.765	32/31 +1	13/12	14/17	5/5	9/7	28/22
MILWAUKEE	32/36	40/35	72-71	+1	25-55/27-53	.455/.509	14-25/8-19	.560/.421	8-12/9-13	.667/.692	28/34 (6)	15/10	10/14	6/2	8/3	15/12
GREEN BAY	35/24	32/37	67-61	+6	23-61/22-61	.377/.361	6-24/4-16	.250/.250	15-24/13-17	.625/.765	46/38 +8	11/8	17/14	5/5	7/8	19/23

2017-2018 GAME-BY-GAME LEADERS / STARTING FIVES

Opponent	Starting 5	Points	Rebounds	Assists	Blocks	Steals
Carroll University #	Minnett-Henderson-Patterson-Hall-Brennan	Brennan (15)	Kirby (9)	Henderson (4)	Kirby (3)	Henderson (6)
at Bradley	Minnett-Henderson-Patterson-Hall-Brennan	Patterson (16)	Hall (7)	Henderson (3)	Hall (1)	Henderson (2)
Anderson	Minnett-Henderson-Patterson-Kirby-Brennan	Brennan (18)	Goss (12)	McCall (4)	Goss (3)	Henderson (3)
at Eastern Illinois	Minnett-Henderson-Patterson-Hall-Brennan	Brennan (25)	Brennan (7)	Patterson (6)	---	Patterson (2)
Morehead State	Henderson-McCall-Patterson-Hall-Brennan	Brennan (15)	Brennan (7)	2 tied w/ (3)	2 tied w/ (1)	McCall (2)
at Western Illinois	Henderson-McCall-Patterson-Hall-Brennan	McCall (25)	McCall (8)	Rogers (4)	w tied w/ (1)	2 tied w/ (2)
at Ball State	Minnett-Rogers-McCall-Hall-Brennan	Patterson (14)	Kirby (7)	3 tied w/ (2)	Rogers (1)	2 tied w/ (3)
SIUE	Henderson-Rogers-Patterson-Hall-Brennan	Brennan (25)	McCall (9)	Rogers (5)	2 tied w/ (3)	McCall (4)
at Purdue	Rogers-McCall-Patterson-Hall-Brennan	Kirby (16)	Goss (6)	Minnett (2)	Hall (1)	McCall (4)
at Washington St.	Rogers-McCall-Patterson-Hall-Brennan	Patterson (19)	Patterson (6)	2 tied w/ (3)	Brennan (2)	McCall (2)
at Gonzaga	Rogers-McCall-Patterson-Hall-Brennan	Henderson (18)	Kirby (5)	Rogers (5)	---	Patterson (2)
IU Kokomo	Rogers-McCall-Patterson-Hall-Brennan	Henderson (19)	Henderson (8)	Patterson (5)	4 tied w/ (1)	McCall (3)
at Northern Ky.	Rogers-McCall-Patterson-Hall-Brennan	McCall (11)	McCall (7)	Rogers (3)	Goss (2)	McCall (2)
at Wright State	Rogers-McCall-Patterson-Hall-Brennan	Minnett (11)	Hall (6)	3 tied w/ (2)	2 tied w/ (1)	Goss (2)
at Green Bay	Rogers-McCall-Patterson-Hall-Brennan	Henderson (13)	Hall (10)	3 tied w/ (3)	Hall (2)	McCall (4)
UIC	Rogers-McCall-Patterson-Hall-Brennan	Brennan (18)	Hall (7)	Rogers (6)	2 tied w/ (2)	Henderson (3)
Milwaukee	Rogers-McCall-Patterson-Hall-Brennan	Brennan (22)	Hall (9)	Rogers (5)	Hall (2)	Hall (3)
Green Bay	Rogers-McCall-Patterson-Hall-Brennan	Patterson (16)	Brennan (11)	McCall (4)	Patterson (2)	2 tied w/ (3)
Detroit Mercy						
at Cleveland State						
at Y'town State						
at UIC						
at Detroit Mercy						
at Oakland						
Cleveland State						
Y'town State						
at Milwaukee						
Oakland						
Wright State						
Northern Ky.						
HL 1st Rd.						
HL 2nd Rd.						
HL 3rd Rd.						
HL Semis						
HL Finals						

2017-2018 POINTS-REBOUNDS-ASSISTS

Opponent	Date	Score		00 MINNETT,JA	01 HENDERSON,	10 ROGERS,NIC	12 HUDSON,CHA	22 MCCALL,DJ	24 HALL,EVAN	25 PATTERSON,
at Bradley	11/11/17	53-68	L	5-2-1	10-3-3	DNP	0-1-0	DNP	11-7-1	16-2-1
ANDERSON	11/13/17	75-43	w	5-0-2	10-2-3	DNP	3-0-1	3-2-4	DNP	9-3-3
at Eastern Illinois	11/17/17	79-80	L	8-1-1	10-3-5	DNP	DNP	0-5-0	13-5-2	19-4-6
MOREHEAD STATE	11/21/17	67-61	w	11-0-2	11-5-3	0-2-2	DNP	8-4-3	6-1-0	10-1-1
at Western Illinois	11/28/17	77-90	L	12-4-2	7-2-2	4-0-4	DNP	25-8-1	4-6-0	5-2-2
at Ball State	12/02/17	64-83	L	8-0-1	11-1-2	5-1-2	DNP	0-6-2	4-3-0	14-3-1
SIUE	12/06/17	81-82	L	3-1-1	10-3-4	7-0-5	DNP	8-9-2	12-4-1	8-2-3
at Purdue	12/10/17	61-86	L	12-3-2	10-1-1	6-1-1	2-0-1	4-2-1	0-1-1	3-2-1
at Washington State	12/16/17	59-72	L	5-4-1	9-2-3	2-5-3	DNP	3-1-2	4-4-0	19-6-1
at Gonzaga	12/18/17	71-101	L	5-0-1	18-4-1	0-0-5	0-0-0	4-4-0	12-4-0	9-1-1
IU KOKOMO	12/22/17	87-76	w	8-2-2	19-8-2	2-0-4	2-0-0	6-2-2	13-4-1	16-5-5
at Northern Kentucky	12/28/17	59-77	L	3-0-2	7-4-1	5-1-3	2-0-0	11-7-1	9-2-0	9-2-1
at Wright State	12/30/17	52-60	L	11-1-2	6-1-1	6-1-2	DNP	5-3-0	3-6-1	10-2-1
at Green Bay	01/02/18	67-63	w	9-2-0	13-3-1	11-4-3	DNP	5-9-3	10-10-1	4-5-3
UIC	01/04/18	65-70	L	6-0-0	8-1-1	7-4-6	DNP	2-3-2	10-7-1	8-2-1
MILWAUKEE	01/10/18	72-71	w	6-0-3	5-1-0	9-2-5	DNP	9-1-2	4-9-1	12-2-1
GREEN BAY	01/12/18	67-61	w	4-1-1	8-1-0	4-4-2	DNP	5-5-4	6-10-0	16-5-1

Opponent	Date	Score		31 KIRBY,MAUR	32 GOSS,ELYJA	35 THOMAS,NOA	40 BORGMAN,EV	45 BRENNAN,AA
at Bradley	11/11/17	53-68	L	1-5-0	2-6-0	DNP	2-1-0	6-2-2
ANDERSON	11/13/17	75-43	w	9-9-1	8-12-0	4-4-0	6-3-0	18-6-3
at Eastern Illinois	11/17/17	79-80	L	0-4-2	4-0-1	DNP	DNP	25-7-2
MOREHEAD STATE	11/21/17	67-61	w	2-2-0	4-4-0	DNP	DNP	15-7-2
at Western Illinois	11/28/17	77-90	L	2-3-1	10-1-1	DNP	DNP	8-6-1
at Ball State	12/02/17	64-83	L	8-7-1	7-6-1	DNP	DNP	7-1-1
SIUE	12/06/17	81-82	L	6-4-1	2-1-0	DNP	DNP	25-5-4
at Purdue	12/10/17	61-86	L	16-4-1	2-6-1	0-0-0	0-0-0	6-2-0
at Washington State	12/16/17	59-72	L	2-5-0	9-2-0	DNP	DNP	6-0-1
at Gonzaga	12/18/17	71-101	L	11-5-0	6-4-1	DNP	0-0-0	6-0-0
IU KOKOMO	12/22/17	87-76	w	7-7-0	6-5-2	DNP	0-0-0	8-5-2
at Northern Kentucky	12/28/17	59-77	L	4-4-0	2-2-0	DNP	0-1-0	7-5-2
at Wright State	12/30/17	52-60	L	2-3-0	2-4-0	DNP	DNP	7-2-2
at Green Bay	01/02/18	67-63	w	4-2-0	0-3-0	DNP	DNP	11-3-2
UIC	01/04/18	65-70	L	6-1-1	0-1-0	DNP	DNP	18-6-1
MILWAUKEE	01/10/18	72-71	w	5-6-0	0-1-0	DNP	DNP	22-4-3
GREEN BAY	01/12/18	67-61	w	6-4-0	3-1-0	DNP	DNP	15-11-3

2017-2018 TEAM SUPERLATIVES

IUPUI High	IUPUI Low	Statistical Category	Opponent High	Opponent Low
87 vs. IUK (12/22)	52 at Wright St. (12/30)	Points	101 at Gonzaga (12/18)	43 vs. Anderson (11/13)
41 - three times	19 - twice	First Half Points	48 at W. Illinois (11/28)	21 vs. Anderson (11/13)
53 at W. Illinois (11/28)	24 vs. UIC (1/4)	Second Half Points	54 at Gonzaga (12/18)	22 vs. Anderson (11/13)
34 - twice	15 at Bradley (11/11)	Field Goals	34 at Gonzaga (12/18)	13 vs. Anderson (11/13)
73 at W. Illinois (11/28)	45 vs. Morehead St. (11/21)	Field Goal Attempts	65 vs. IUK (12/22)	43 vs. UIC (1/4)
.596 at E. Illinois (11/17)	.283 at Bradley (11/11)	FG Percentage	.680 at Gonzaga (12/18)	.255 vs. Anderson (11/13)
14 vs. Milwaukee (1/10)	4 vs. UIC (1/4)	3-Point Field Goals	12 at Bradley (11/11)	1 at Green Bay (1/2)
31 at Washington St. (12/16)	16 vs. Morehead St. (11/21)	3-Point Field Goal Att.	28 at Ball State (12/2)	9 vs. UIC (1/4)
.560 vs. Milwaukee (1/10)	.211 vs. UIC (1/4)	3-Point FG Percentage	.688 vs. SIUE (12/6)	.059 at Green Bay (1/2)
22 vs. Morehead St. (11/21)	1 at Washington St. (12/16)	Free Throws	26 - twice	6 at Bradley (11/11)
32 vs. Morehead St. (11/21)	2 at Washington St. (12/16)	Free Throw Attempts	34 vs. UIC (1/4)	9 at Washington St. (12/16)
.867 at Ball State (12/2)	.429 at E. Illinois (11/17)	Free Throw Percentage	.941 at Purdue (12/10)	.500 at Bradley (11/11)
18 at W. Illinois (11/28)	7 at Wright St. (12/30)	Offensive Rebounds	14 vs. Anderson (11/13)	5 - twice
32 vs. IUK (12/22)	13 at Gonzaga (12/18)	Defensive Rebounds	32 - twice	16 at E. Illinois (11/17)
46 vs. Green Bay (1/12)	24 at Gonzaga (12/18)	Total Rebounds	40 vs. IUK (12/22)	26 at E. Illinois (11/17)
28 vs. UIC (1/4)	12 at Washington St. (12/16)	Fouls	25 - twice	8 at Washington St. (12/16)
21 vs. SIUE (12/6)	8 at Bradley (11/11)	Assists	20 - three times	6 vs. Anderson (11/13)
19 vs. Anderson (11/13)	9 at Washington St. (12/16)	Turnovers	23 vs. Anderson (11/13)	10 at E. Illinois (11/17)
9 - twice	0 - twice	Blocked Shots	8 - twice	1 - twice
10 at Ball State (12/2)	4 at Gonzaga (12/18)	Steals	12 at Green Bay (1/2)	3 - three times

HEAD COACH JASON GARDNER



Jason Gardner was named the eighth head coach in IUPUI men's basketball program's history on April 2, 2014. Gardner, the 1999 winner of the Indiana Mr. Basketball Award, spent a year on the University of Memphis bench and two seasons at Loyola prior to that.

In his first season on the Jaguars' bench, he guided IUPUI to 10 wins, more than tripling the program's Division I win total from a year prior. His hiring paid immediate dividends on the recruiting trail, as he immediately inked five Division I transfers, four of whom were former in-state standouts.

In year two, Gardner led the Jags to a 13-win season against one of the nation's stiffest schedules, including a 9-7 mark in league play and a finish in the top half of the league standings. He upped his program's win total to 14 in his third year while coaching the program's first Academic All-American (Matt O'Leary).

Gardner has shown he's a proven recruiter, inking talent, both through high school signees, transfers and graduate transfers.

While at Memphis, Gardner helped the Tigers to a 24-10 record as Shaq Goodwin and Joe Jackson earned All-Conference accolades. In addition, Memphis forward Austin Nichols was a unanimous selection to the American Athletics Conference All-Rookie Team after averaging 9.1 points and 4.2 boards per game. Gardner was a college teammate of current Memphis Head Coach Josh Pastner at Arizona.

Prior to coming to Memphis, Gardner was an assistant under Porter Moser at Loyola, helping the Ramblers to an eight-game improvement from 2011-12 to 2012-13. He coached Ben Averkamp to All-Horizon League accolades for two straight seasons, while Loyola point guard Cully Payne was a Bob Cousy Award nominee. He also helped recruit one of the top signing classes in the Horizon League prior to the 2012-13 season. Gardner's coaching career began in 2010 when he served as an assistant at nearby Cathedral High School.

Gardner's racked up numerous accolades during his prestigious high school, college and professional playing careers. He was a 1999 McDonald's and Parade All-American while at North Central High School, finishing his prep career with a school record 1,669 points. He was a two-time Gatorade Circle of Champions Indiana Player of the Year and was named the 1998-99 Indianapolis County Player of the Year by The Indianapolis Star and Indianapolis News. His senior season, he helped NCHS to the IHSAA 4A state championship and Tournament of Champions title while averaging 22.6 points, 4.7 rebounds, 4.0 assists and 3.0 steals per game.

The 5-foot-10 point guard was recruited to the University of Arizona by legendary Head Coach Lute Olsen, where he was a four-year All-American for the Wildcats. He was the 2002-03 Naismith National Player of the Year and Lowe's Senior CLASS award recipient. He was the 2000 consensus National Freshman of the Year and closed his career as one of four players in Pac-12 history with 1,500 points, 500 assists and 200 steals for a career. He helped lead Arizona to two Pac-12 regular season titles (2000, 2003) and four consecutive NCAA Tournament berths. The Wildcats made three Sweet Sixteens (2001, 2002, 2003), two Elite Eights (2001, 2003) and were the NCAA national runner-up in 2001. All total, Arizona won 107 games during Gardner's four seasons and he still holds school records for games started (135) and minutes played (4,825), while ranking third in school history with 1,984 career points. He also finished second in threes made (318) and fourth in assists (622). He earned his degree from the university in 2011 in disciplinary studies.

Gardner later played professionally overseas for more than eight years, primarily in Germany. In 2009, he was named MVP of German Basketball Bundesliga after helping Oldenburg to the league crown, averaging 13.7 points, 4.0 assists and 3.0 boards per game. He was a two-time Basketball Bundesliga All-Star, including starting the 2007 game.

Gardner is married to the former Jacquelyn Maxberry and the couple has four children, Jasper, Jason Jr., Jacob and Jackson.



THE GARDNER FILE

School: Arizona, '11

Seasons with IUPUI: fourth season

Career Record:..... 43-69 (4th year)

Coaching Experience:

..... 2014-pres., Head Coach, IUPUI

..... 2013-14, Assistant Coach, Memphis

..... 2011-13, Assistant Coach, Loyola (Ill.)

..... 2010-11, Assistant Coach, Cathedral H.S.



IUPUI PLAYER CAREER STATS

BRENNAN, Aaron

Season	gp-gs	min/avg	Total		3-Point		F-Throws		Rebounds										Scoring	
			fg-fga	pct	fg-fga	pct	ft-fa	pct	off	def	tot	avg	pf	fo	ast	to	blk	stl	pts	avg
2014-15	28-24	585/20.9	71-136	.522	3-8	.375	33-46	.717	36	52	88	3.1	72	1	27	44	7	21	178	6.4
2015-16	32-9	569/17.8	55-144	.382	1-9	.111	26-31	.839	37	78	115	3.6	68	0	33	31	11	12	137	4.3
2016-17	32-9	596/18.6	102-203	.502	27-57	.474	39-54	.722	27	85	112	3.5	76	4	26	30	10	16	270	8.4
2017-18	17-17	458/26.9	80-182	.440	15-59	.254	35-43	.814	23	49	72	4.2	44	2	31	30	13	14	210	12.4
TOTAL	109-59	2208/20.3	308-665	.463	46-133	.346	133-174	.764	123	264	387	3.6	260	7	117	135	41	63	795	7.3

HALL, Evan

Season	gp-gs	min/avg	Total		3-Point		F-Throws		Rebounds										Scoring	
			fg-fga	pct	fg-fga	pct	ft-fa	pct	off	def	tot	avg	pf	fo	ast	to	blk	stl	pts	avg
2015-16	23-11	383/16.7	50-97	.515	1-1	1.000	19-47	.404	41	50	91	4.0	67	4	14	17	7	10	120	5.2
2016-17	30-23	596/19.9	96-163	.589	0-0	.000	35-89	.393	73	83	156	5.2	83	1	14	40	24	16	227	7.6
2017-18	16-16	338/21.1	52-118	.441	0-0	.000	17-54	.315	37	46	83	5.2	49	1	10	31	12	9	121	7.6
TOTAL	69-50	1317/19.1	198-378	.524	1-1	1.000	71-190	.374	151	179	330	4.8	199	6	38	88	43	35	468	6.8

HENDERSON, T.J.

Season	gp-gs	min/avg	Total		3-Point		F-Throws		Rebounds										Scoring	
			fg-fga	pct	fg-fga	pct	ft-fa	pct	off	def	tot	avg	pf	fo	ast	to	blk	stl	pts	avg
2015-16	32-2	522/16.3	49-130	.377	22-64	.344	27-39	.692	5	48	53	1.7	48	1	35	44	2	30	147	4.6
2016-17	32-0	566/17.7	60-134	.448	30-75	.400	39-56	.696	10	40	50	1.6	58	1	52	38	5	32	189	5.9
2017-18	17-5	419/24.6	53-137	.387	23-70	.329	43-54	.796	13	32	45	2.6	30	0	33	39	3	15	172	10.1
TOTAL	81-7	1507/18.6	162-401	.404	75-209	.359	109-149	.732	28	120	148	1.8	136	2	120	121	10	77	508	6.3

HUDSON, Chad

Season	gp-gs	min/avg	Total		3-Point		F-Throws		Rebounds										Scoring	
			fg-fga	pct	fg-fga	pct	ft-fa	pct	off	def	tot	avg	pf	fo	ast	to	blk	stl	pts	avg
2016-17	10-0	23/2.3	1-4	.250	1-3	.333	1-4	.250	0	3	3	0.3	3	0	2	3	0	1	4	0.4
2017-18	6-0	24/4.0	2-5	.400	0-2	.000	5-7	.714	0	1	1	0.2	7	0	2	2	0	0	9	1.5
TOTAL	16-0	47/2.9	3-9	.333	1-5	.200	6-11	.545	0	4	4	0.3	10	0	4	5	0	1	13	0.8

McCALL, D.J.

Season	gp-gs	min/avg	Total		3-Point		F-Throws		Rebounds										Scoring	
			fg-fga	pct	fg-fga	pct	ft-fa	pct	off	def	tot	avg	pf	fo	ast	to	blk	stl	pts	avg
2014-15	31-15	664/21.4	52-124	.419	6-19	.316	39-61	.639	31	58	89	2.9	49	1	38	55	1	19	149	4.8
2016-17	32-22	678/21.2	51-120	.425	5-18	.278	45-77	.584	66	95	161	5.0	71	0	48	41	8	22	152	4.8
2017-18	16-14	420/26.3	39-85	.459	7-21	.333	13-28	.464	33	38	71	4.4	34	2	29	23	5	31	98	6.1
TOTAL	79-51	1762/22.3	142-329	.432	18-58	.310	97-166	.584	130	191	321	4.1	154	3	115	119	14	72	399	5.1

PATTERSON, Ron

Season	gp-gs	min/avg	Total		3-Point		F-Throws		Rebounds										Scoring	
			fg-fga	pct	fg-fga	pct	ft-fa	pct	off	def	tot	avg	pf	fo	ast	to	blk	stl	pts	avg
2016-17	32-10	757/23.7	107-242	.442	62-156	.397	21-30	.700	15	64	79	2.5	70	2	64	40	13	44	297	9.3
2017-18	17-16	481/28.3	69-165	.418	38-106	.358	11-12	.917	9	40	49	2.9	39	1	33	23	11	21	187	11.0
TOTAL	49-26	1238/25.3	176-407	.432	100-262	.382	32-42	.762	24	104	128	2.6	109	3	97	63	24	65	484	9.9

THOMAS, Noah

Season	gp-gs	min/avg	Total		3-Point		F-Throws		Rebounds										Scoring	
			fg-fga	pct	fg-fga	pct	ft-fa	pct	off	def	tot	avg	pf	fo	ast	to	blk	stl	pts	avg
2016-17	8-0	20/2.5	1-5	.200	0-1	.000	3-4	.750	1	3	4	0.5	6	0	0	7	0	0	5	0.6
2017-18	2-0	8/4.0	1-1	1.000	0-0	.000	2-2	1.000	1	3	4	2.0	3	0	0	0	1	0	4	2.0
TOTAL	10-0	28/2.8	2-6	.333	0-1	.000	5-6	.833	2	6	8	0.8	9	0	0	7	1	0	9	0.9

IUPUI PLAYER CAREER-HIGHS (bold means occurred in 2017-18 season)

	#0 JAYLEN MINNETT	#1 T.J. HENDERSON	#10 NICK ROGERS	#12 CHAD HUDSON	#22 D.J. McCALL	#24 EVAN HALL	#25 RON PATTERSON	#31 MAURICE KIRBY	#32 ELYJAH GOSS	#35 NOAH THOMAS	#40 EVAN BORGMAN	#45 AARON BRENNAN
Points:	12 - 2x	19 (12/22/17)	11 (1/2/18)	3 - 2x	25 (11/28/17)	21 (1/11/17)	19 - 3x	16 (12/10/17)	10 (11/28/17)	4 (11/13/17)	6 (11/13/17)	25 - 2x
Rebounds:	4 - 2x	8 (12/22/17)	5 (12/16/17)	1 - 4x	13 (12/3/16)	11 - 2x	6 - 2x	9 (11/13/17)	12 (11/13/17)	4 (11/13/17)	3 (11/13/17)	11 - 2x
Assists:	3 (1/10/18)	6 (11/26/16)	6 (1/4/18)	1 - 4x	7 (12/28/16)	4 (12/12/16)	6 - 2x	2 - 2x	2 (12/22/17)	---	---	4 - 3x
FG:	4 (11/28/17)	8 (12/22/17)	4 (1/2/18)	1 - 3x	9 (11/28/17)	9 (1/11/17)	8 (11/17/17)	8 (12/10/17)	4 - 2x	1 - 2x	2 (11/13/17)	12 (11/17/17)
FGA:	12 (1/2/18)	12 - 4x	11 (1/2/18)	2 - 2x	20 (11/28/17)	13 (11/17/17)	16 (12/16/17)	12 (12/10/17)	8 (11/13/17)	2 - 2x	3 (11/13/17)	17 - 2x
3FG:	3 - 3x	3 - 5x	2 - 2x	1 (12/12/16)	3 - 2x	1 (11/13/15)	5 - 3x	---	1 - 3x	---	---	4 (1/10/18)
3FGA:	8 (1/2/18)	8 (1/4/18)	5 (12/30/17)	2 (12/12/16)	7 (11/28/17)	1 (11/13/15)	13 (12/16/17)	---	2 - 3x	1 (12/17/16)	1 (11/13/17)	9 (1/10/18)
FT:	4 (12/10/17)	8 (11/21/17)	5 - 2x	3 (11/13/17)	7 - 2x	8 (12/12/16)	3 - 3x	5 (12/18/17)	4 - 2x	2 - 2x	2 - 2x	6 - 3x
FTA:	4 (12/10/17)	10 (11/21/17)	8 (1/4/18)	4 (11/13/17)	10 (12/29/14)	9 - 2x	6 (1/3/15)	6 (12/22/17)	2 - 3x	2 - 3x	2 - 2x	8 - 2x
Blocks:	1 (12/22/17)	2 - 2x	1 - 2x	---	1 - 14x	3 - 3x	3 (12/6/17)	2 - 2x	3 (11/13/17)	1 (11/13/17)	---	3 - 2x
Steals:	3 (12/2/17)	4 - 2x	2 - 2x	1 (11/18/16)	4 - 3x	3 (1/10/18)	4 (11/22/16)	2 (12/10/17)	2 - 2x	---	---	3 - 3x
Minutes:	37 (11/11/17)	38 (11/17/17)	33 (1/4/18)	12 (11/13/17)	38 (2/19/15)	33 (1/18/17)	38 (11/17/17)	23 - 3x	23 (11/11/17)	6 (11/13/17)	13 (11/13/17)	35 (11/17/17)

LAST FOUR BOX SCORES

GAME #14 • IUPUI 67, GREEN BAY 63 (GREEN BAY, WISC.)

IUPUI 67 • 4-10, 1-2 HL

#	Player	Total		3-Ptr		Rebounds			PF	TP	A TO Blk Stl					Min
		FG-FGA	FG-FGA	FT-FTA	Off Def Tot	PF	TP	A TO Blk Stl								
24	HALL, Evan	f	4-10	0-0	2-8	7	3	10	3	10	1	4	2	0	24	
45	BRENNAN, Aaron	f	3-5	0-0	5-7	1	2	3	4	11	2	3	1	0	23	
10	ROGERS, Nick	g	4-11	1-1	2-4	0	4	4	1	11	3	2	0	0	29	
22	McCALL, D.J.	g	2-4	0-1	1-2	5	4	9	4	5	3	1	1	4	25	
25	PATTERSON, Ron	g	2-6	0-3	0-0	0	5	5	5	4	3	2	0	2	27	
00	MINNETT, Jaylen		3-12	3-8	0-0	0	2	2	2	9	0	1	0	1	22	
01	HENDERSON, T.J.		5-7	3-5	0-0	1	2	3	3	13	1	3	0	1	20	
31	KIRBY, Maurice		2-3	0-0	0-0	0	2	3	3	4	0	0	0	0	15	
32	GOSS, Elyjah		0-2	0-0	0-0	1	2	3	1	0	0	1	0	0	15	
Team					1	1	2									
Totals			25-60	7-18	10-21	16	27	43	26	67	13	17	4	8	200	
FG % 1st Half: 13-33		39.4%	2nd half: 12-27		44.4%	Game: 25-60		41.7%	Deadball							
3FG % 1st Half: 6-12		50.0%	2nd half: 1-6		16.7%	Game: 7-18		38.9%	Rebounds							
FT % 1st Half: 1-3		33.3%	2nd half: 9-18		50.0%	Game: 10-21		47.6%								

Green Bay 63 • 7-9, 2-1 HL

#	Player	Total		3-Ptr		Rebounds			PF	TP	A TO Blk Stl					Min
		FG-FGA	FG-FGA	FT-FTA	Off Def Tot	PF	TP	A TO Blk Stl								
42	JESPERSON, David	f	3-5	0-2	1-2	0	5	5	3	7	0	0	1	1	29	
01	COHEN III, Sandy	g	4-7	0-1	6-8	1	5	6	3	14	2	4	0	1	30	
02	PIPES, PJ	g	3-7	0-3	9-9	1	2	3	2	15	2	4	0	2	34	
22	SMALL, Khalil	g	6-16	1-7	5-8	2	3	5	4	18	2	2	0	3	38	
21	HANKERSON, Kameron	g	1-5	0-2	1-2	0	5	5	2	3	1	5	1	2	24	
11	BAINS, Sukhjot		1-1	0-0	0-0	0	1	1	2	2	2	0	0	0	10	
13	BELL, Trevian		0-1	0-0	2-2	1	1	2	0	2	0	0	0	1	4	
15	PATTERSON, Manny		0-0	0-0	2-2	0	2	2	3	2	2	0	0	1	13	
30	CRIST, Hunter		0-4	0-2	0-0	0	1	1	2	0	2	0	0	1	18	
Team					0	1	1									
Totals			18-46	1-17	26-33	5	26	31	21	63	13	15	2	12	200	
FG % 1st Half: 11-24		45.8%	2nd half: 7-22		31.8%	Game: 18-46		39.1%	Deadball							
3FG % 1st Half: 0-9		0.0%	2nd half: 1-8		12.5%	Game: 1-17		5.9%	Rebounds							
FT % 1st Half: 11-14		78.6%	2nd half: 15-19		78.9%	Game: 26-33		78.8%								

Officials: Jim Schipper, John Garbinski, Michael Kitts
Technical fouls: IUPUI-None. Green Bay-None.
Attendance: 1932

Score by periods	1st	2nd	Total
IUPUI	33	34	67
Green Bay	33	30	63

Points	In	Off	2nd	Fast	Bench
IUPUI	36	16	11	9	26
GB	26	14	7	10	6

Last FG - IUPUI 2nd-00:06, GB 2nd-00:10.
Largest lead - IUPUI by 11 2nd-07:11, GB by 8 1st-11:54.
IUPUI led for 19:13. GB led for 19:46. Game was tied for 01:01.

Score tied - 1 time.
Lead changed - 3 times.

GAME #16 • IUPUI 72, MILWAUKEE 71 (INDIANA FARMERS COLISEUM)

Milwaukee 71 • 9-9, 2-3 HL

#	Player	Total		3-Ptr		Rebounds			PF	TP	A TO Blk Stl					Min
		FG-FGA	FG-FGA	FT-FTA	Off Def Tot	PF	TP	A TO Blk Stl								
14	JOHNSON, Vance	f	2-5	0-0	2-2	2	1	3	3	6	0	2	0	0	11	
50	PRAHL, Brett	f	3-4	0-1	4-4	1	4	5	1	10	0	2	2	1	34	
01	BELL, Jeremiah	g	8-17	4-6	1-2	0	4	4	1	21	3	1	0	0	34	
03	STULL, Brock	g	6-12	3-6	0-0	0	6	6	2	15	1	3	0	0	37	
13	HAAS, August	g	2-4	1-3	0-1	0	2	2	1	5	6	2	0	2	29	
00	BARNES, Bryce		0-1	0-1	0-0	0	2	2	1	0	0	1	0	0	11	
05	WARREN-NEWSOME, C		0-2	0-2	2-2	1	0	1	0	2	0	1	0	0	9	
24	NZE, Bryce		6-8	0-0	0-2	4	3	7	3	12	0	1	0	0	35	
Team					2	2	4				1					
Totals			27-53	8-19	9-13	10	24	34	12	71	10	14	2	3	200	
FG % 1st Half: 14-27		51.9%	2nd half: 13-26		50.0%	Game: 27-53		50.9%	Deadball							
3FG % 1st Half: 4-12		33.3%	2nd half: 4-7		57.1%	Game: 8-19		42.1%	Rebounds							
FT % 1st Half: 4-6		66.7%	2nd half: 5-7		71.4%	Game: 9-13		69.2%								

IUPUI 72 • 5-11, 2-3 HL

#	Player	Total		3-Ptr		Rebounds			PF	TP	A TO Blk Stl					Min
		FG-FGA	FG-FGA	FT-FTA	Off Def Tot	PF	TP	A TO Blk Stl								
24	HALL, Evan	f	2-6	0-0	0-2	4	5	9	2	4	1	2	2	3	29	
45	BRENNAN, Aaron	f	8-17	4-9	2-2	1	3	4	3	22	3	0	1	1	32	
10	ROGERS, Nick	g	3-9	1-2	2-2	1	1	2	2	9	5	2	0	2	32	
22	McCALL, D.J.	g	3-5	2-2	1-2	0	1	1	0	9	2	0	0	2	28	
25	PATTERSON, Ron	g	4-8	4-7	0-0	0	2	2	2	12	1	4	1	0	27	
00	MINNETT, Jaylen		2-4	2-4	0-0	0	0	0	1	6	3	1	0	0	18	
01	HENDERSON, T.J.		1-2	1-1	2-2	0	1	1	0	5	0	0	0	0	15	
31	KIRBY, Maurice		2-4	0-0	1-2	2	4	6	3	5	0	0	1	0	16	
32	GOSS, Elyjah		0-0	0-0	0-0	0	1	1	2	0	0	0	1	0	3	
Team					1	1	2				1					
Totals			25-55	14-25	8-12	9	19	28	15	72	15	10	6	8	200	
FG % 1st Half: 11-28		39.3%	2nd half: 14-27		51.9%	Game: 25-55		45.5%	Deadball							
3FG % 1st Half: 7-12		58.3%	2nd half: 7-13		53.8%	Game: 14-25		56.0%	Rebounds							
FT % 1st Half: 3-4		75.0%	2nd half: 5-8		62.5%	Game: 8-12		66.7%								

Officials: Terry Oglesby (R), Kelly Pfeifer, Lewis Garrison
Technical fouls: Milwaukee-None. IUPUI-None.
Attendance: 1002

Score by periods	1st	2nd	Total
Milwaukee	36	35	71
IUPUI	32	40	72

Points	In	Off	2nd	Fast	Bench
MKE	36	8	15	4	14
IUPUI	26	15	14	2	16

Last FG - MKE 2nd-00:06, IUPUI 2nd-00:00.
Largest lead - MKE by 8 2nd-16:08, IUPUI by 6 1st-17:24.
MKE led for 24:35. IUPUI led for 11:45. Game was tied for 03:40.

Score tied - 7 times.
Lead changed - 8 times.

GAME #15 • UIC 70, IUPUI 65 (INDIANA FARMERS COLISEUM)

UIC 70 • 6-10, 1-2 HL

#	Player	*	Total		3-Ptr		Rebounds					PF	TP	A TO Blk			Stl	Min
			FG-FGA	FG-FGA	FT-FTA	Off	Def	Tot	A	TO	Blk							
01	OTTEY, Marcus	*	7-9	0-1	5-6	0	6	6	4	19	2	1	0	3	31			
04	FERGUSON, Tarkus	*	1-2	1-2	0-0	0	3	3	3	3	2	6	0	0	18			
10	DIXSON, Dikembe	*	5-13	0-1	9-11	0	3	3	3	19	2	1	0	1	37			
13	BLOUNT, Jordan	*	1-5	0-2	2-2	2	5	7	2	4	4	2	0	2	35			
21	ODIASE, Tai	*	3-5	0-0	3-6	1	1	2	4	9	0	1	4	0	17			
00	MATTHEWS, Dominique		0-1	0-1	1-2	0	1	1	0	1	1	2	0	1	11			
02	DIGGINS, Michael		1-1	1-1	0-1	0	0	0	0	3	1	0	0	0	6			
03	WILEY, Jacob		0-1	0-0	0-0	0	0	0	0	0	0	0	0	0	1			
15	BOAHEN, Godwin		1-3	0-0	4-4	0	0	0	2	6	0	2	0	0	21			
32	ROBINSON, Clint		2-3	0-1	2-2	1	3	4	4	6	0	2	1	0	23			
Team						3	2	5										
Totals			21-43	2-9	26-34	7	24	31	22	70	12	17	5	7	200			
FG % 1st Half: 11-19			57.9%	2nd half: 10-24		41.7%	Game: 21-43		48.8%	Deadball Rebounds 3,3								
3FG % 1st Half: 1-4			25.0%	2nd half: 1-5		20.0%	Game: 2-9		22.5%									
FT % 1st Half: 11-14			78.6%	2nd half: 15-20		75.0%	Game: 26-34		76.2%									